

Manual on Use of Logo Marks for The Certification of Cooking Skills for Japanese Cuisine in Foreign Countries



Grobal Market Development Division
Export and International Affairs Bureau
the Ministry of Agriculture, Forestry and Fisheries
(July, 2025)

The logo mark (hereinafter "Mark".) for certification of cooking skills for Japanese cuisines based on Part 4 of Guidelines for Certification of Cooking Skills for Japanese Cuisine in Foreign Countries (Notification No. 6094 of the Director-General of the Food Industry Bureau, the Ministry of Agriculture, Forestry and Fisheries, dated April 1, 2016; hereinafter the "Guidelines") may be used by Application/Management Bodies and Certification Bodies specified in the Guidelines. This manual explains the colors, sizes, and layout of the Marks. When using the Marks, please observe the licensing guidelines for the Marks and the contents of this manual.

Contents

- 1 Mark type
- 2 How to use colors
- 3 Size rules used
- 4 Example of prohibited use
- 5 Other Example of use

1 Types of Mark

Marks may be used for the purpose of certification and promotion of Japanese cooking skills based on the Guidelines. Please use the following Marks for each type of certification.



Gold



Silver



Bronze

2 How to Use Colors

The following designated colors are used for each type of certification.

In the design of printed materials, when using monochrome, the following specified colors shall be used as a rule.

Marks can be provided in the following digital data.

Color



Reference color: PANTONE 10122 C

Approximate color
Separate color: C33%+M44%+Y94%+K0%
RGB: R185+G147+B40

Supply data name: gold_skill.ai
gold_skill.jpg



Reference color: PANTONE 8400 C

Approximate colors
Separated colors: C2%+M2%+Y0%+K50%
RGB: R158+G160+B159

Supply Data name: silver_skill.ai
silver_skill.jpg



Base color: PANTONE 876 C

Approximate color
Separate color: C50%+M65%+Y73%+K7%
RGB: R143+G99+B74

Supply data name: bronze_skill.ai
bronze_skill.jpg

monochrome



Reference color: PANTONE Cool Gray 11 C

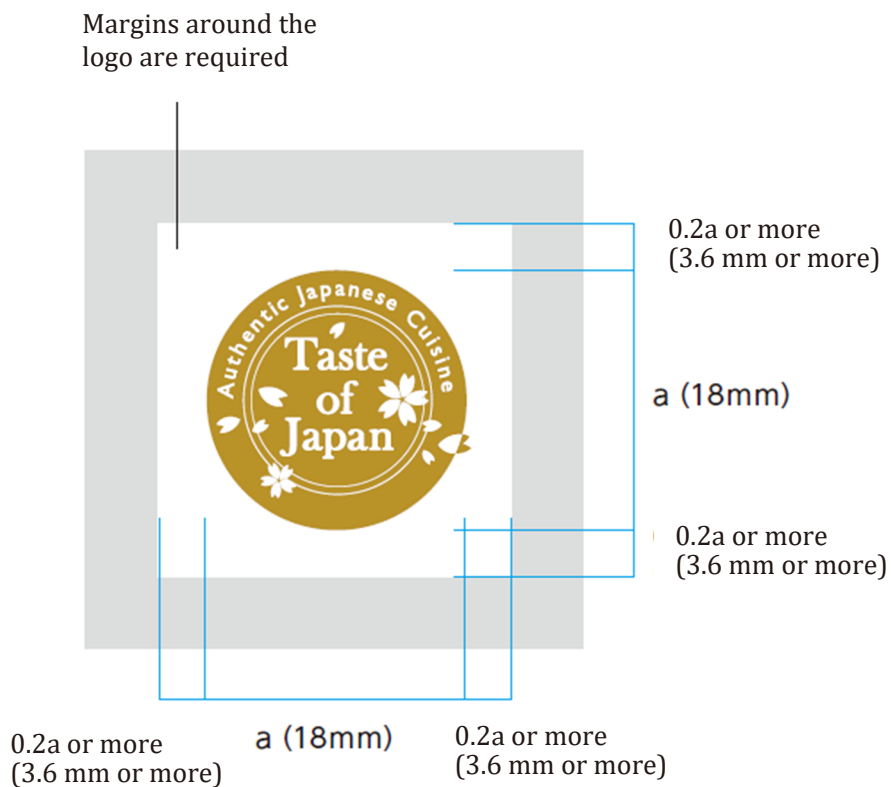
Approximate color
Separation color: K80%
RGB: R91+G87+B88

Data name: skill_k.ai
skill_k.jpg

3 The rules of Using size

Please enlarge or reduce the Mark without changing the aspect ratio.

Although there is no size limit, in order to maintain readability, the minimum size must be a circle with a diameter of 18 mm or more, and care must be taken not to collapse the characters.



* Numbers in parentheses are the minimum size.

Minimum size



Minimum size for use on the web : More than 100 pixels

4 Examples of prohibited use

Use in the following ways is prohibited.



A deformed object



A display in a color other than those specified



Tilted



Watermarked



Margins with other elements (colors, graphics, photographs) inserted



Shadows or other manipulated expressions



Only lines



Fonts changed



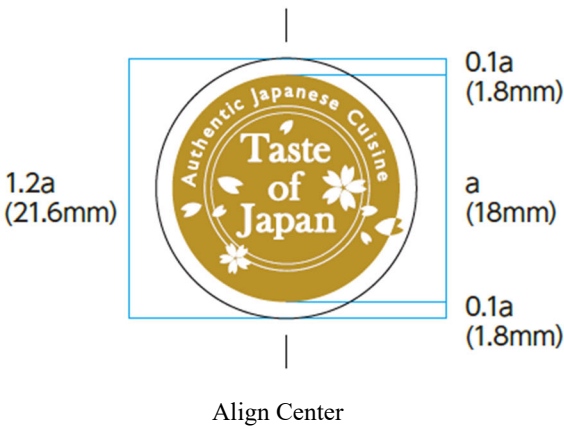
Partially blanked items

5 Other Use Examples

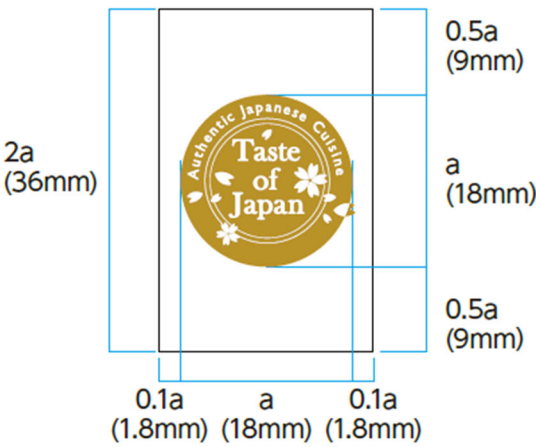
Refer to the following use examples when creating badges.

*Do not use logos of less than 18 mm in size.

Margin Specifications for Round Badges



Margin Specifications for Rectangular Badges



*The value in parentheses is the minimum size.

Stereoscopic image



Image used

