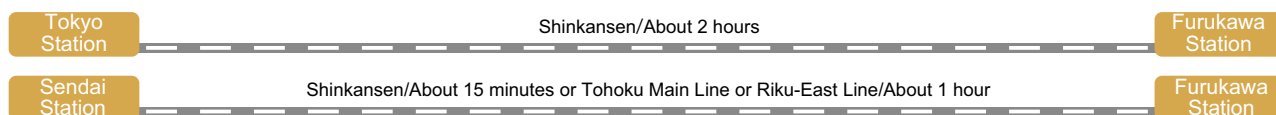


ACCESS

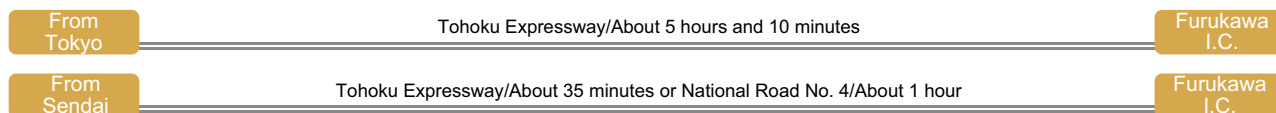
Osaki region in Miyagi Prefecture



By train



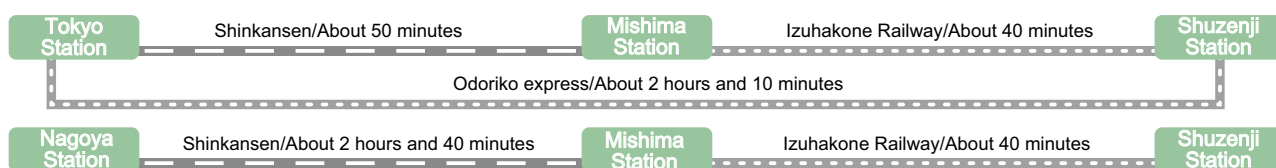
By car



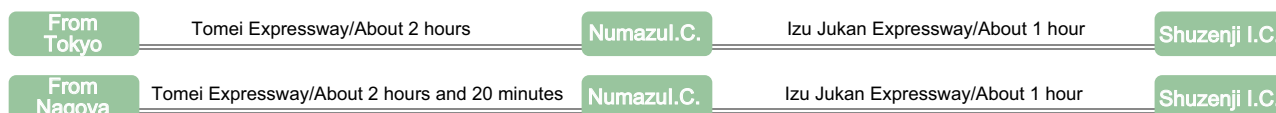
Shizuoka Wasabi Cultivating region in Shizuoka Prefecture



By train



By car ♦ Please note that Izu Jukan Expressway may be congested on weekends and during cherry blossom viewing season.



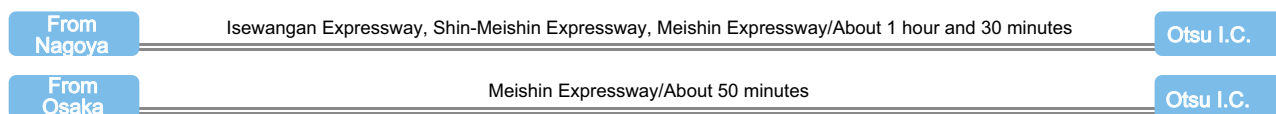
Lake Biwa region in Shiga Prefecture



By train



By car



INFORMATION Links are in Japanese only

Osaki region in Miyagi Prefecture

Shizuoka Wasabi Cultivating region in Shizuoka Prefecture

Lake Biwa region in Shiga Prefecture



Miyagi-Osaki
Tourism Bureau



Naruko Spa Tourist
Association Official
Website



Official Izu Travel
Guide



Izu City Tourist
Information



Shiga Rhythm/Biwako
Visitors Bureau



Biwako Otsu Tourism
Association



Okishima Remote
Island Development
Council

Information about Globally Important Agricultural Heritage Systems (GIAHS) and Japanese Nationally Important Agricultural Heritage Systems (J-NIAHS) is also found on the website of the Ministry of Agriculture, Forestry and Fisheries (MAFF).
<https://www.maff.go.jp/j/nousin/kantai/index.html>



Click here for tourist information about Agricultural Heritage Systems
https://www.maff.go.jp/j/nousin/kantai/giahs_7/index.html

