

食品製造業の生産動向

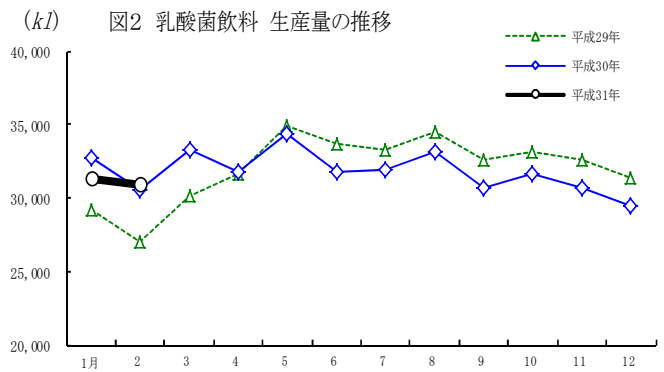
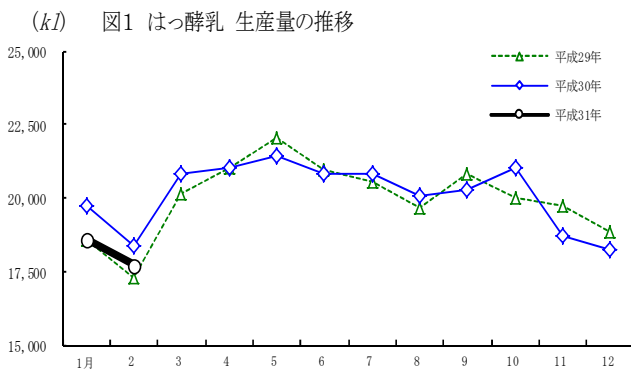
—平成31年2月—

【調査結果概要】

1 畜産食料品

はっ酵乳（非乳業）の2月の生産量は、対前年同月比▲3.7%とやや減少した。

一方、乳酸菌飲料類（非乳業）の2月の生産量は、対前年同月比 1.3%とわずかに増加した。これは、乳酸菌飲料はかなりの程度減少したものの、乳製品乳酸菌飲料がわずかに増加したことによる。

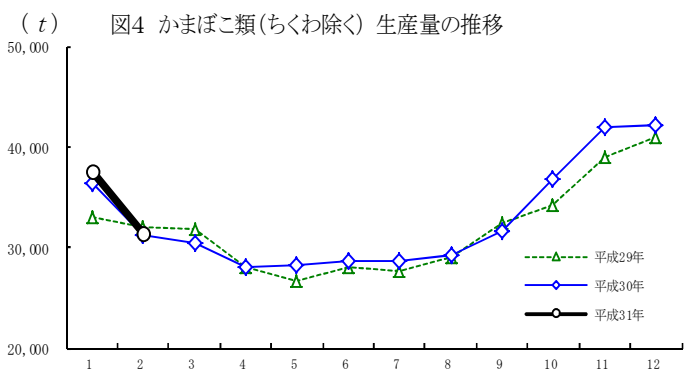
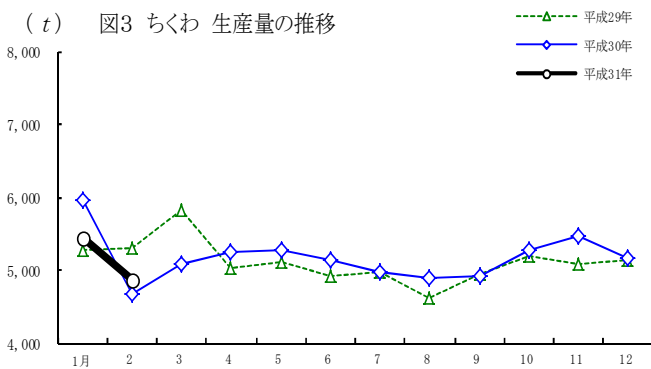


注) 乳業メーカーを除く、はっ酵乳・乳酸菌飲料メーカーの生産量である。

2 水産食料品

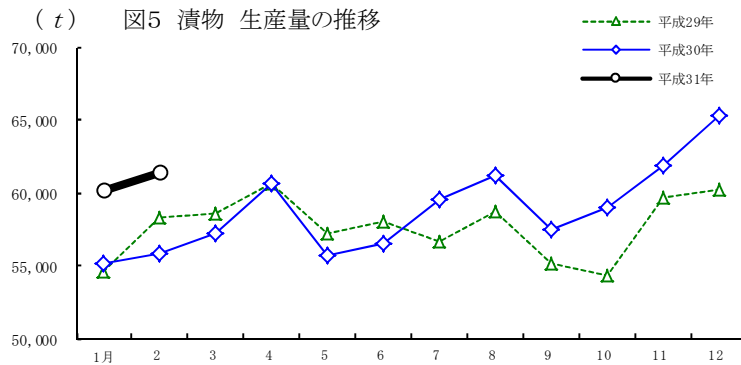
ちくわの2月の生産量は、対前年同月比 4.4%とやや増加した。

かまぼこ類（ちくわを除く）の2月の生産量は、対前年同月比 0.7%と前年並みとなった。これは、板かまぼこ、包装かまぼこ及びあげかまぼこは減少したものの、なると・はんぺん及びその他のかまぼこが増加したことによる。



3 農産食料品

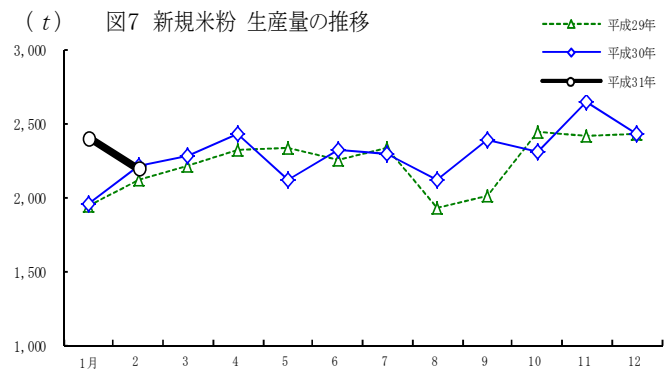
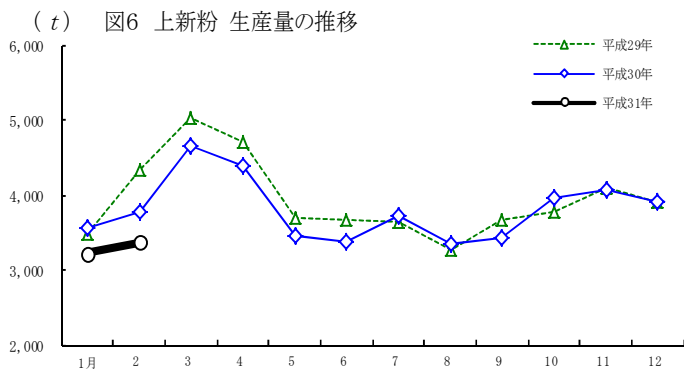
野菜・果実漬物の2月の生産量は、対前年同月比10.1%とかなりの程度増加した。これは、塩漬類、糠漬類、粕漬類及びみそ漬類は減少したものの、酢漬類、浅漬類、醤油漬類及びその他の漬物が増加したことによる。



4 製穀粉・同加工品

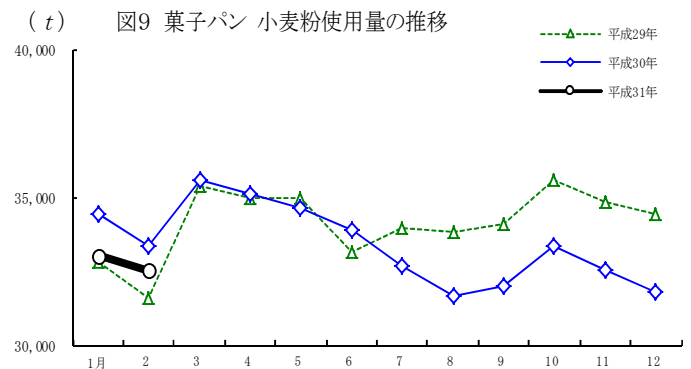
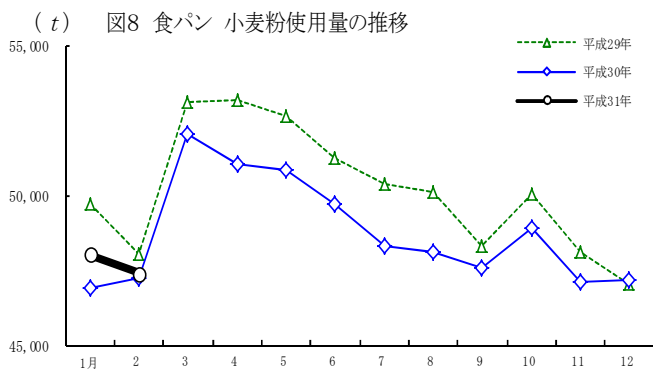
上新粉の2月の生産量は、対前年同月比▲10.5%とかなりの程度減少した。

新規米粉の2月の生産量は、対前年同月比▲0.8%と前年並みとなった。



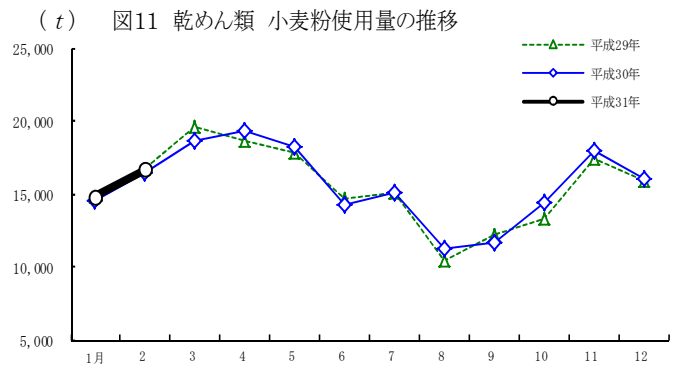
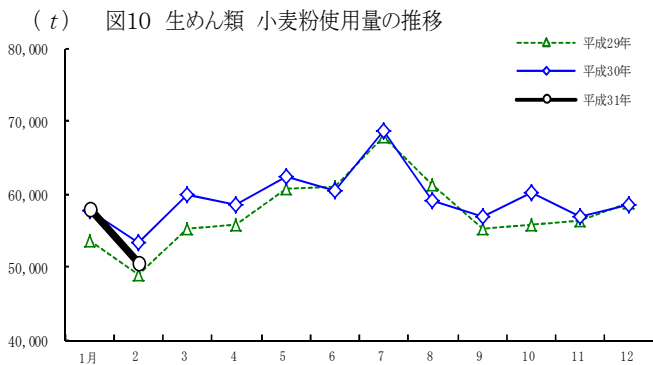
食パンの2月の小麦粉使用量は、対前年同月比0.3%と前年並みとなった。

菓子パンの2月の小麦粉使用量は、対前年同月比▲2.5%とわずかに減少した。

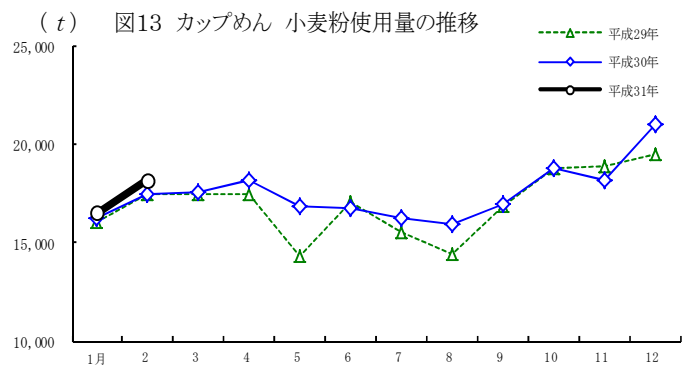
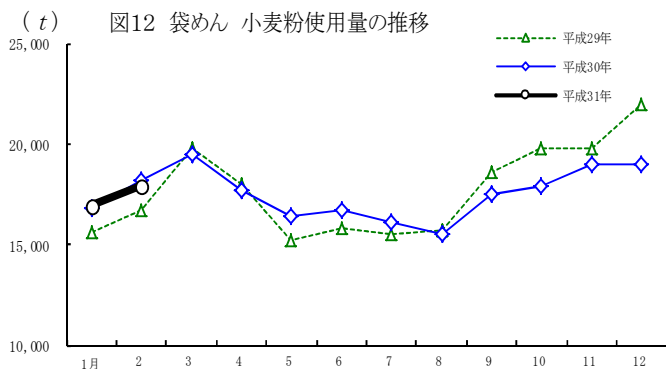


生めん類の2月の小麦粉使用量は、対前年同月比▲4.7%とやや減少した。これは、中華めん（ゆでめん、餃子等皮類）及び日本そば（生めん）は増加したものの、うどん（生めん、ゆでめん）、中華めん（蒸しめん）及び日本そば（ゆでめん）が減少したことによる。

乾めん類の2月の小麦粉使用量は、対前年同月比 1.1%とわずかに増加した。これは、ひやむぎ、そうめん及び手延素麺類（そうめん）は減少したものの、うどん、ひらめん、手延素麺類（うどん、ひやむぎ）、干し中華及び日本そばが増加したことによる。



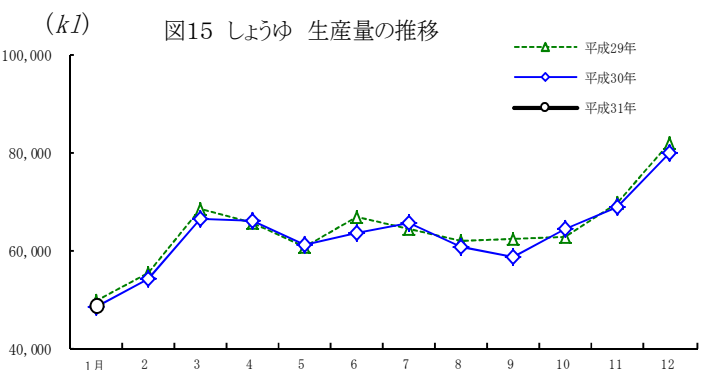
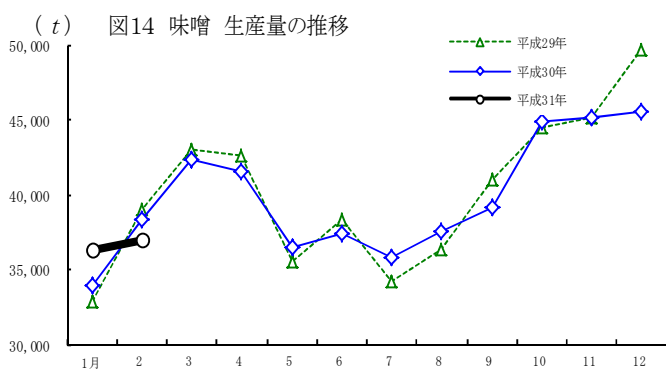
即席めん類のうち、袋めんの2月の小麦粉使用量は、対前年同月比▲1.6%とわずかに減少した。一方、カップ麺の2月の小麦粉使用量は、対前年同月比 4.4%とやや増加した。



5 調味料

味噌の2月の生産量は、対前年同月比▲3.6%とやや減少した。これは、米みそ、麦みそ、豆みそ及び調合みその全てが減少したことによる。

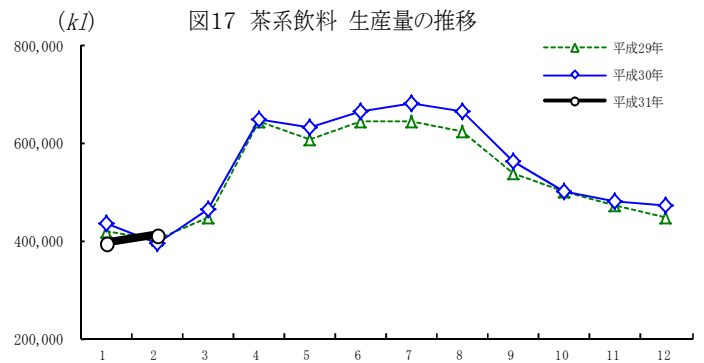
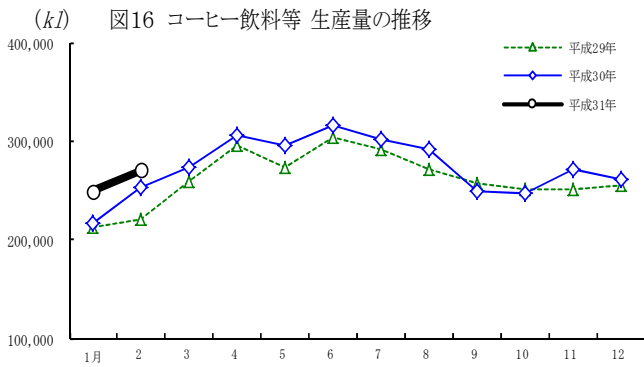
しょうゆの1月の生産量は、対前年同月比 0.9%と前年並みとなった。



6 コーヒー・茶系飲料

コーヒー飲料等の2月の生産量は、対前年同月比7.2%とかなりの程度増加した。

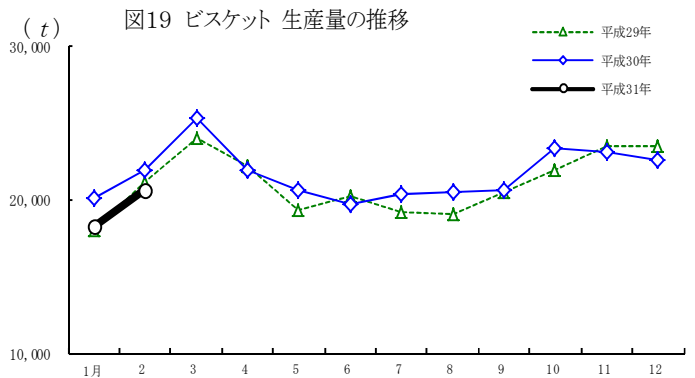
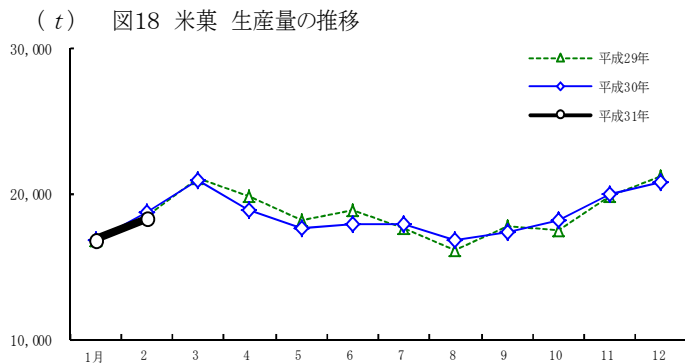
茶系飲料の2月の生産量も、対前年同月比4.1%とやや増加した。これは、紅茶飲料は減少したものの、緑茶飲料、ウーロン茶飲料及び麦茶飲料が増加したことによる。



7 菓子

米菓の2月の生産量は、対前年同月比▲2.2%とわずかに減少した。これは、せんべいは前年並みだったものの、あられがやや減少したことによる。

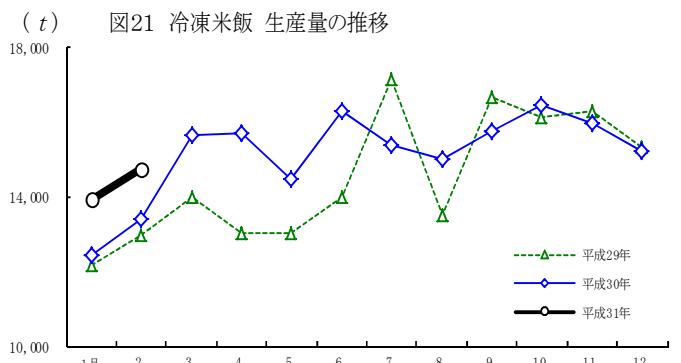
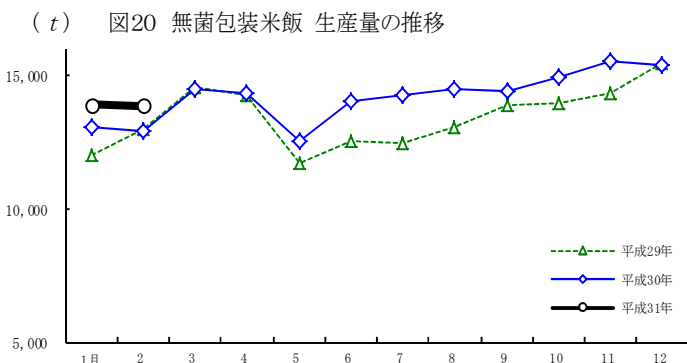
ビスケットの2月の生産量は、対前年同月比▲5.6%とやや減少した。これは、ハード系及び乾パンは増加したものの、ソフト系（クッキーを含む）、クラッカー系及びパイ加工その他が減少したことによる。



8 調理食品類

無菌包装米飯の2月の生産量は、対前年同月比7.3%とかなりの程度増加した。

冷凍米飯の2月の生産量も、対前年同月比9.8%とかなりの程度増加した。



【調査結果】

単位 { 生産量：t、kl
増減率：%

1 生産量

| 区分 年月 | 畜産食料品 | | | | | | | | 水産食料品 | |
|----------|---------------|------|-------------|------|----------|------|--------|-------|-----------|------|
| | はっ酵乳 (非乳業) | | 乳酸菌飲料類(非乳業) | | | | | | ちくわ・かまぼこ類 | |
| | | | | | 乳製品乳酸菌飲料 | | 乳酸菌飲料 | | | |
| | 増減率 | | 増減率 | | 増減率 | | 増減率 | | 増減率 | |
| | kl | % | kl | % | kl | % | kl | % | t | % |
| 平. 24 | 170,457 | 26.9 | 323,611 | 4.0 | 253,955 | 2.6 | 69,656 | 9.1 | 474,503 | 2.3 |
| 25 | 195,772 | 14.9 | 341,200 | 5.4 | 279,766 | 10.2 | 61,434 | ▲11.8 | 467,315 | ▲1.5 |
| 26 | 202,218 | 3.3 | 357,134 | 4.7 | 286,724 | 2.5 | 70,410 | 14.6 | 470,539 | 0.7 |
| 27 | 212,254 | 5.0 | 349,270 | ▲2.2 | 286,590 | ▲0.0 | 62,680 | ▲11.0 | 470,563 | 0.0 |
| 28 | 229,686 | 8.2 | 341,165 | ▲2.3 | 285,407 | ▲0.4 | 55,758 | ▲11.0 | 454,821 | ▲3.3 |
| 29 | 239,646 | 4.3 | 383,891 | 12.5 | 327,330 | 14.7 | 56,561 | 1.4 | 444,116 | ▲2.4 |
| 30 | 241,285 | 0.7 | 383,070 | ▲0.2 | 328,489 | 0.4 | 54,581 | ▲3.5 | 455,387 | 2.5 |
| 平.30.1 | 19,695 | 6.2 | 32,786 | 12.4 | 28,611 | 13.9 | 4,175 | 3.2 | 42,419 | 10.9 |
| 2 | 18,392 | 6.3 | 30,494 | 12.8 | 26,327 | 13.4 | 4,167 | 9.1 | 35,794 | ▲4.0 |
| 3 | 20,843 | 3.7 | 33,268 | 10.3 | 28,672 | 11.0 | 4,596 | 5.9 | 35,422 | ▲5.9 |
| 4 | 21,002 | ▲0.1 | 31,755 | 0.3 | 26,661 | ▲1.7 | 5,094 | 12.7 | 33,241 | 0.6 |
| 5 | 21,410 | ▲2.9 | 34,369 | ▲1.3 | 29,437 | ▲0.3 | 4,932 | ▲6.8 | 33,583 | 5.7 |
| 6 | 20,830 | ▲0.7 | 31,814 | ▲5.5 | 27,396 | ▲4.5 | 4,418 | ▲11.4 | 33,780 | 2.5 |
| 7 | 20,812 | 1.3 | 31,860 | ▲4.2 | 27,218 | ▲2.3 | 4,642 | ▲13.9 | 33,611 | 3.2 |
| 8 | 20,099 | 2.2 | 33,168 | ▲3.7 | 27,851 | ▲2.0 | 5,317 | ▲11.8 | 34,170 | 1.4 |
| 9 | 20,247 | ▲2.8 | 30,647 | ▲6.1 | 25,955 | ▲5.6 | 4,692 | ▲8.5 | 36,531 | ▲2.3 |
| 10 | 21,004 | 4.9 | 32,238 | ▲2.8 | 27,827 | ▲2.8 | 4,411 | ▲2.4 | 42,000 | 6.5 |
| 11 | 18,731 | ▲5.1 | 31,173 | ▲4.3 | 26,930 | ▲4.5 | 4,243 | ▲3.4 | 47,483 | 7.9 |
| 12 | 18,220 | ▲3.4 | 29,498 | ▲5.8 | 25,604 | ▲5.9 | 3,894 | ▲5.0 | 47,353 | 2.8 |
| 平.31.1 | 18,598 | ▲5.6 | 31,296 | ▲4.5 | 27,228 | ▲4.8 | 4,068 | ▲2.6 | 43,074 | 1.5 |
| 2 | 17,706 | ▲3.7 | 30,888 | 1.3 | 27,051 | 2.8 | 3,837 | ▲7.9 | 36,218 | 1.2 |
| 3 | | | | | | | | | | |
| 4 | | | | | | | | | | |
| 5 | | | | | | | | | | |
| 6 | | | | | | | | | | |
| 7 | | | | | | | | | | |
| 8 | | | | | | | | | | |
| 9 | | | | | | | | | | |
| 10 | | | | | | | | | | |
| 11 | | | | | | | | | | |
| 12 | | | | | | | | | | |
| 2月計 | 36,304 | ▲4.7 | 62,184 | ▲1.7 | 54,279 | ▲1.2 | 7,905 | ▲5.2 | 79,292 | 1.4 |

| 区分 年月 | 水産食料品(つづき) | | | | | | | | | |
|----------|----------------|-------|--------|-------|--------|-------|----------|-------|---------|------|
| | ちくわ・かまぼこ類(つづき) | | | | | | | | | |
| | ちくわ | | 板かまぼこ | | 包装かまぼこ | | なると・はんぺん | | あげかまぼこ | |
| | t | 増減率 | t | 増減率 | t | 増減率 | t | 増減率 | t | 増減率 |
| 平.24 | 94,713 | 1.8 | 64,850 | ▲4.1 | 17,477 | 8.8 | 32,460 | ▲2.7 | 191,155 | 4.1 |
| 25 | 81,224 | ▲14.2 | 56,516 | ▲12.9 | 16,168 | ▲7.5 | 29,412 | ▲9.4 | 189,079 | ▲1.1 |
| 26 | 77,999 | ▲4.0 | 55,732 | ▲1.4 | 15,115 | ▲6.5 | 27,354 | ▲7.0 | 194,040 | 2.6 |
| 27 | 73,743 | ▲5.5 | 54,495 | ▲2.2 | 11,945 | ▲21.0 | 24,644 | ▲9.9 | 201,638 | 3.9 |
| 28 | 64,583 | ▲12.4 | 55,868 | 2.5 | 14,543 | 21.7 | 25,323 | 2.8 | 195,651 | ▲3.0 |
| 29 | 61,371 | ▲5.0 | 47,199 | ▲15.5 | 14,569 | 0.2 | 28,698 | 13.3 | 194,642 | ▲0.5 |
| 30 | 62,054 | 1.1 | 42,063 | ▲10.9 | 14,669 | 0.7 | 30,071 | 4.8 | 201,720 | 3.6 |
| 平.30.1 | 5,962 | 13.3 | 3,337 | ▲16.6 | 1,322 | ▲11.7 | 3,004 | ▲11.6 | 21,366 | 21.8 |
| 2 | 4,664 | ▲12.2 | 2,881 | ▲22.1 | 1,209 | 7.1 | 2,523 | ▲5.0 | 17,382 | 0.1 |
| 3 | 5,078 | ▲12.9 | 3,180 | ▲15.9 | 1,196 | 5.7 | 2,002 | ▲5.1 | 15,660 | ▲7.2 |
| 4 | 5,257 | 4.8 | 2,698 | ▲8.4 | 1,196 | 5.2 | 1,783 | 6.1 | 14,321 | 0.5 |
| 5 | 5,280 | 3.2 | 2,635 | ▲6.3 | 1,161 | 2.8 | 1,756 | 10.4 | 14,142 | 4.7 |
| 6 | 5,126 | 4.0 | 2,528 | ▲12.5 | 1,165 | 3.1 | 1,802 | 18.7 | 14,229 | 4.5 |
| 7 | 4,966 | ▲0.0 | 3,099 | ▲5.8 | 1,163 | 1.5 | 1,719 | 11.3 | 13,582 | 6.5 |
| 8 | 4,904 | 6.3 | 3,075 | ▲14.5 | 1,168 | 1.6 | 1,983 | 11.2 | 14,287 | 2.6 |
| 9 | 4,915 | ▲0.5 | 3,300 | ▲11.8 | 1,169 | 0.3 | 2,437 | ▲6.1 | 15,894 | ▲6.5 |
| 10 | 5,274 | 1.8 | 4,025 | ▲5.4 | 1,172 | ▲0.3 | 3,524 | 6.3 | 19,067 | 8.1 |
| 11 | 5,458 | 7.4 | 4,150 | ▲17.9 | 1,202 | ▲0.7 | 3,862 | 16.6 | 22,238 | 9.1 |
| 12 | 5,170 | 0.9 | 7,155 | 0.2 | 1,546 | ▲1.4 | 3,676 | 15.3 | 19,552 | ▲1.1 |
| 平.31.1 | 5,446 | ▲8.7 | 3,853 | 15.5 | 1,268 | ▲4.1 | 3,348 | 11.5 | 20,598 | ▲3.6 |
| 2 | 4,871 | 4.4 | 2,696 | ▲6.4 | 1,157 | ▲4.3 | 2,587 | 2.5 | 16,911 | ▲2.7 |
| 3 | | | | | | | | | | |
| 4 | | | | | | | | | | |
| 5 | | | | | | | | | | |
| 6 | | | | | | | | | | |
| 7 | | | | | | | | | | |
| 8 | | | | | | | | | | |
| 9 | | | | | | | | | | |
| 10 | | | | | | | | | | |
| 11 | | | | | | | | | | |
| 12 | | | | | | | | | | |
| 2月計 | 10,317 | ▲2.9 | 6,549 | 5.3 | 2,425 | ▲4.2 | 5,935 | 7.4 | 37,509 | ▲3.2 |

単位 { 生産量 : t
増減率 : %

| 農産食料品 | | | | | | | | | | 区 分 |
|----------------|------|---------|------|---------|-------|--------|-------|--------|-------|--------|
| 野菜・果実漬物 | | | | | | | | | | |
| ちくわ・かまぼこ類(つづき) | | 塩漬類 | | | | | | | | 年 月 |
| その他のかまぼこ | | 野菜・果実漬物 | | 梅干・梅漬 | | その他の塩漬 | | | | |
| t | 増減率 | t | 増減率 | t | 増減率 | t | 増減率 | t | 増減率 | |
| 73,847 | 5.2 | 718,844 | ▲7.0 | 98,158 | ▲11.9 | 26,464 | ▲15.8 | 71,694 | ▲10.3 | 24 |
| 94,916 | 28.5 | 718,923 | 0.0 | 99,113 | 1.0 | 26,917 | 1.7 | 72,196 | 0.7 | 25 |
| 100,299 | 5.7 | 705,197 | ▲1.9 | 100,390 | 1.3 | 26,699 | ▲0.8 | 73,692 | 2.1 | 26 |
| 104,098 | 3.8 | 722,904 | 2.5 | 108,788 | 8.4 | 26,466 | ▲0.9 | 82,322 | 11.7 | 27 |
| 98,850 | ▲5.0 | 713,697 | ▲1.3 | 114,570 | 5.3 | 29,481 | 11.4 | 85,089 | 3.4 | 28 |
| 97,640 | ▲1.2 | 691,950 | ▲3.0 | 112,508 | ▲1.8 | 24,138 | ▲18.1 | 88,370 | 3.9 | 29 |
| 104,810 | 7.3 | 705,333 | 1.9 | 114,336 | 1.6 | 23,694 | ▲1.8 | 90,642 | 2.6 | 30 |
| 7,428 | 13.5 | 55,105 | 1.1 | 8,973 | 5.9 | 1,625 | ▲12.5 | 7,348 | 11.0 | 平.30.1 |
| 7,135 | 0.1 | 55,761 | ▲4.4 | 8,973 | ▲1.3 | 1,500 | ▲22.7 | 7,473 | 4.5 | 2 |
| 8,306 | 4.8 | 57,227 | ▲2.3 | 9,557 | ▲0.8 | 2,020 | ▲11.6 | 7,537 | 2.6 | 3 |
| 7,986 | ▲0.4 | 60,681 | 0.0 | 9,606 | 0.9 | 2,007 | 6.1 | 7,599 | ▲0.4 | 4 |
| 8,609 | 13.1 | 55,679 | ▲2.7 | 8,691 | ▲7.8 | 1,547 | ▲19.8 | 7,144 | ▲4.7 | 5 |
| 8,930 | 0.8 | 56,560 | ▲2.5 | 9,565 | ▲2.9 | 2,291 | ▲5.8 | 7,274 | ▲1.9 | 6 |
| 9,082 | 2.2 | 59,579 | 5.3 | 10,487 | 10.9 | 2,495 | 12.1 | 7,992 | 10.6 | 7 |
| 8,753 | 1.3 | 61,164 | 4.2 | 10,034 | 10.0 | 2,181 | 2.1 | 7,853 | 12.5 | 8 |
| 8,816 | 11.2 | 57,486 | 4.2 | 10,099 | 13.7 | 2,270 | 18.8 | 7,829 | 12.3 | 9 |
| 8,938 | 13.5 | 59,016 | 8.8 | 9,484 | 2.8 | 1,782 | 2.4 | 7,702 | 2.9 | 10 |
| 10,573 | 17.9 | 61,907 | 3.7 | 9,084 | ▲8.2 | 1,881 | 3.2 | 7,203 | ▲10.7 | 11 |
| 10,254 | 10.9 | 65,168 | 8.2 | 9,783 | ▲1.6 | 2,095 | 6.6 | 7,688 | ▲3.6 | 12 |
| 8,561 | 15.3 | 60,176 | 9.2 | 8,028 | ▲10.5 | 1,527 | ▲6.0 | 6,501 | ▲11.5 | 平.31.1 |
| 7,996 | 12.1 | 61,414 | 10.1 | 8,824 | ▲1.7 | 1,857 | 23.8 | 6,967 | ▲6.8 | 2 |
| | | | | | | | | | | 3 |
| | | | | | | | | | | 4 |
| | | | | | | | | | | 5 |
| | | | | | | | | | | 6 |
| | | | | | | | | | | 7 |
| | | | | | | | | | | 8 |
| | | | | | | | | | | 9 |
| | | | | | | | | | | 10 |
| | | | | | | | | | | 11 |
| | | | | | | | | | | 12 |
| 16,557 | 13.7 | 121,590 | 9.7 | 16,852 | ▲6.1 | 3,384 | 8.3 | 13,468 | ▲9.1 | 2月計 |

| 区分 年月 | 農産食料品(つづき) | | | | | | | | | |
|----------|--------------|-------|--------|-------|--------|-------|--------|-------|---------|-------|
| | 野菜・果実漬物(つづき) | | | | | | | | | |
| | 酢漬類 | | | | | | | | 浅漬類 | |
| | 増減率 | | らっきょう漬 | | しょうが漬 | | その他の酢漬 | | 増減率 | |
| t | % | t | % | t | % | t | % | t | % | |
| 平.24 | 77,602 | ▲23.6 | 17,942 | ▲36.2 | 45,719 | ▲19.7 | 13,941 | ▲15.5 | 101,970 | ▲12.4 |
| 25 | 70,950 | ▲8.6 | 16,502 | ▲8.0 | 41,908 | ▲8.3 | 12,540 | ▲10.0 | 109,434 | 7.3 |
| 26 | 70,599 | ▲0.5 | 15,132 | ▲8.3 | 43,947 | 4.9 | 11,520 | ▲8.1 | 118,391 | 8.2 |
| 27 | 74,853 | 6.0 | 14,396 | ▲4.9 | 49,574 | 12.8 | 10,883 | ▲5.5 | 134,078 | 13.3 |
| 28 | 81,162 | 8.4 | 15,421 | 7.1 | 55,466 | 11.9 | 10,275 | ▲5.6 | 129,942 | ▲3.1 |
| 29 | 87,444 | 7.7 | 21,155 | 37.2 | 54,973 | ▲0.9 | 11,316 | 10.1 | 129,554 | ▲0.3 |
| 30 | 98,888 | 13.1 | 23,084 | 9.1 | 59,898 | 9.0 | 15,906 | 40.6 | 126,183 | ▲2.6 |
| 平.30.1 | 6,202 | 0.3 | 1,367 | ▲8.4 | 4,151 | 15.0 | 684 | ▲37.0 | 12,183 | 13.7 |
| 2 | 6,942 | 18.7 | 1,251 | 30.2 | 4,485 | 14.4 | 1,206 | 24.8 | 9,320 | ▲9.1 |
| 3 | 7,190 | 9.0 | 1,177 | 13.6 | 4,989 | 11.1 | 1,024 | ▲4.1 | 9,460 | ▲16.0 |
| 4 | 9,878 | 24.7 | 2,199 | 12.8 | 5,791 | 21.1 | 1,888 | 58.4 | 9,381 | ▲20.7 |
| 5 | 8,951 | 31.8 | 2,262 | 10.4 | 5,105 | 32.9 | 1,584 | 75.8 | 9,810 | ▲13.4 |
| 6 | 8,839 | 22.3 | 2,150 | 9.2 | 5,053 | 18.3 | 1,636 | 65.1 | 9,682 | ▲10.2 |
| 7 | 9,649 | 21.7 | 2,438 | 7.2 | 5,546 | 21.1 | 1,665 | 55.3 | 9,904 | ▲5.0 |
| 8 | 9,537 | 10.1 | 2,973 | 9.5 | 5,201 | 1.7 | 1,363 | 63.4 | 10,676 | ▲3.6 |
| 9 | 7,716 | ▲2.4 | 1,969 | 4.6 | 4,565 | ▲12.5 | 1,182 | 46.5 | 10,231 | ▲3.0 |
| 10 | 8,350 | 13.7 | 2,057 | 12.5 | 5,106 | 6.8 | 1,187 | 60.6 | 10,337 | 10.9 |
| 11 | 7,758 | 8.3 | 1,685 | 5.4 | 4,893 | 2.2 | 1,180 | 51.3 | 9,961 | 15.2 |
| 12 | 7,876 | 0.1 | 1,556 | 11.1 | 5,013 | ▲10.2 | 1,307 | 48.4 | 15,238 | 13.8 |
| 平.31.1 | 6,936 | 11.8 | 1,511 | 10.5 | 4,437 | 6.9 | 988 | 44.4 | 14,254 | 17.0 |
| 2 | 7,066 | 1.8 | 1,457 | 16.5 | 4,545 | 1.3 | 1,064 | ▲11.8 | 13,105 | 40.6 |
| 3 | | | | | | | | | | |
| 4 | | | | | | | | | | |
| 5 | | | | | | | | | | |
| 6 | | | | | | | | | | |
| 7 | | | | | | | | | | |
| 8 | | | | | | | | | | |
| 9 | | | | | | | | | | |
| 10 | | | | | | | | | | |
| 11 | | | | | | | | | | |
| 12 | | | | | | | | | | |
| 2月計 | 14,002 | 6.5 | 2,968 | 13.4 | 8,982 | 4.0 | 2,052 | 8.6 | 27,359 | 27.2 |

単位 { 生産量 : t
増減率 : %

| 農産食料品(つづき) | | | | | | | | | | 区 分 |
|--------------|-------|---------|------|--------|------|--------|-------|---------|-------|--------|
| 野菜・果実漬物(つづき) | | | | | | | | | | |
| 糠漬類 | | 醤油漬類 | | | | | | | | 年 月 |
| たくあん漬 | | 増減率 | | 福神漬 | | 野菜刻み漬 | | キムチ | | |
| t | % | t | % | t | % | t | % | t | % | |
| 52,340 | 0.2 | 341,608 | ▲0.6 | 62,915 | ▲4.5 | 59,447 | ▲4.4 | 196,336 | 1.6 | 24 |
| 53,719 | 2.6 | 341,222 | ▲0.1 | 62,162 | ▲1.2 | 56,146 | ▲5.6 | 195,716 | ▲0.3 | 25 |
| 50,493 | ▲6.0 | 325,528 | ▲4.6 | 57,868 | ▲6.9 | 44,222 | ▲21.2 | 196,396 | 0.3 | 26 |
| 46,498 | ▲7.9 | 319,113 | ▲2.0 | 57,523 | ▲0.6 | 41,384 | ▲6.4 | 192,177 | ▲2.1 | 27 |
| 45,725 | ▲1.7 | 299,503 | ▲6.1 | 59,668 | 3.7 | 40,398 | ▲2.4 | 173,626 | ▲9.7 | 28 |
| 47,659 | 4.2 | 276,805 | ▲7.6 | 57,616 | ▲3.4 | 41,599 | 3.0 | 150,755 | ▲13.2 | 29 |
| 42,794 | ▲10.2 | 285,388 | 3.1 | 60,462 | 4.9 | 43,155 | 3.7 | 154,776 | 2.7 | 30 |
| 3,592 | ▲38.7 | 21,607 | 5.1 | 4,615 | ▲2.5 | 2,929 | 11.5 | 11,762 | 5.7 | 平.30.1 |
| 3,804 | ▲13.6 | 23,866 | ▲6.1 | 5,236 | 17.8 | 3,503 | 15.6 | 12,771 | ▲19.5 | 2 |
| 4,119 | ▲16.1 | 23,640 | 4.3 | 4,658 | ▲2.6 | 3,831 | ▲7.6 | 12,859 | 12.5 | 3 |
| 3,953 | ▲4.8 | 24,448 | 2.2 | 5,651 | 13.4 | 3,792 | ▲10.1 | 12,827 | 3.3 | 4 |
| 3,619 | 3.0 | 21,896 | ▲5.7 | 4,786 | ▲3.5 | 3,317 | 2.3 | 11,591 | ▲9.5 | 5 |
| 2,760 | ▲36.8 | 22,584 | ▲1.7 | 5,146 | 1.9 | 3,377 | 2.6 | 11,904 | ▲3.2 | 6 |
| 3,041 | ▲6.9 | 23,626 | 5.5 | 5,051 | 1.8 | 3,472 | 8.4 | 12,964 | 7.3 | 7 |
| 2,982 | ▲10.0 | 24,232 | 3.9 | 5,275 | ▲3.3 | 3,530 | ▲3.3 | 13,205 | 10.9 | 8 |
| 2,973 | ▲7.2 | 23,458 | 8.2 | 4,691 | 4.5 | 3,847 | 6.8 | 12,685 | 11.5 | 9 |
| 3,763 | 17.0 | 23,581 | 9.5 | 5,261 | 17.3 | 3,883 | 7.1 | 12,133 | 8.5 | 10 |
| 4,076 | 4.6 | 27,240 | 3.0 | 4,861 | 5.0 | 3,610 | 6.7 | 16,644 | 2.8 | 11 |
| 4,112 | 15.6 | 25,210 | 11.2 | 5,231 | 12.7 | 4,064 | 13.6 | 13,431 | 11.3 | 12 |
| 3,555 | ▲1.0 | 24,681 | 14.2 | 5,387 | 16.7 | 3,222 | 10.0 | 13,817 | 17.5 | 平.31.1 |
| 3,288 | ▲13.6 | 26,334 | 10.3 | 5,873 | 12.2 | 4,002 | 14.2 | 13,670 | 7.0 | 2 |
| | | | | | | | | | | 3 |
| | | | | | | | | | | 4 |
| | | | | | | | | | | 5 |
| | | | | | | | | | | 6 |
| | | | | | | | | | | 7 |
| | | | | | | | | | | 8 |
| | | | | | | | | | | 9 |
| | | | | | | | | | | 10 |
| | | | | | | | | | | 11 |
| | | | | | | | | | | 12 |
| 6,843 | ▲7.5 | 51,015 | 12.2 | 11,260 | 14.3 | 7,224 | 12.3 | 27,487 | 12.0 | 2月計 |

| 区分 年月 | 農産食料品(つづき) | | | | | | | | | |
|----------|--------------|------|--------|-------|--------|-------|-------|-------|--------|-------|
| | 野菜・果実漬物(つづき) | | | | | | | | | |
| | 醤油漬類(つづき) | | 粕漬類 | | | | | | | |
| | その他の醤油漬 | | | | 奈良漬 | | わさび漬 | | その他の粕漬 | |
| | 増減率 | | 増減率 | | 増減率 | | 増減率 | | 増減率 | |
| | t | % | t | % | t | % | t | % | t | % |
| 平.24 | 22,910 | 1.4 | 27,461 | ▲4.2 | 20,029 | ▲6.3 | 4,779 | ▲0.0 | 2,652 | 5.0 |
| 25 | 27,198 | 18.7 | 25,374 | ▲7.6 | 18,536 | ▲7.5 | 4,407 | ▲7.8 | 2,430 | ▲8.4 |
| 26 | 27,043 | ▲0.6 | 25,148 | ▲0.9 | 18,532 | ▲0.0 | 4,201 | ▲4.7 | 2,415 | ▲0.6 |
| 27 | 28,029 | 3.6 | 23,112 | ▲8.1 | 16,977 | ▲8.4 | 3,875 | ▲7.8 | 2,260 | ▲6.4 |
| 28 | 25,811 | ▲7.9 | 23,686 | 2.5 | 17,841 | 5.1 | 3,724 | ▲3.9 | 2,121 | ▲6.2 |
| 29 | 26,835 | 4.0 | 19,866 | ▲16.1 | 13,591 | ▲23.8 | 3,547 | ▲4.8 | 2,728 | 28.6 |
| 30 | 26,995 | 0.6 | 19,538 | ▲1.7 | 13,536 | ▲0.4 | 3,440 | ▲3.0 | 2,562 | ▲6.1 |
| 平.30.1 | 2,301 | 11.6 | 1,091 | ▲8.4 | 597 | ▲6.3 | 276 | ▲6.4 | 218 | ▲15.8 |
| 2 | 2,356 | 13.4 | 1,403 | ▲18.7 | 984 | ▲26.6 | 244 | ▲1.2 | 175 | 25.9 |
| 3 | 2,292 | ▲1.0 | 1,760 | ▲13.0 | 1,230 | ▲13.6 | 294 | 2.4 | 236 | ▲24.6 |
| 4 | 2,178 | ▲5.6 | 1,885 | 12.1 | 1,426 | 16.5 | 266 | ▲4.3 | 193 | 7.2 |
| 5 | 2,202 | ▲0.4 | 1,291 | ▲10.6 | 883 | ▲9.4 | 263 | ▲3.3 | 145 | ▲26.4 |
| 6 | 2,157 | ▲7.9 | 1,666 | 24.1 | 1,172 | 41.0 | 272 | ▲6.2 | 222 | 0.0 |
| 7 | 2,139 | ▲0.1 | 1,355 | ▲17.4 | 874 | ▲18.7 | 276 | 0.0 | 205 | ▲29.3 |
| 8 | 2,222 | ▲3.3 | 2,207 | 26.0 | 1,725 | 38.3 | 308 | ▲3.4 | 174 | ▲6.5 |
| 9 | 2,235 | 0.8 | 1,452 | ▲3.2 | 979 | ▲6.6 | 290 | 2.8 | 183 | 7.6 |
| 10 | 2,304 | 3.0 | 1,908 | ▲12.4 | 1,344 | ▲20.0 | 282 | ▲4.1 | 282 | 37.6 |
| 11 | 2,125 | ▲5.8 | 2,240 | 4.9 | 1,698 | 10.8 | 288 | ▲1.7 | 254 | ▲18.1 |
| 12 | 2,484 | 4.6 | 1,280 | 2.3 | 624 | 7.6 | 381 | ▲8.0 | 275 | 7.0 |
| 平.31.1 | 2,255 | ▲2.0 | 1,197 | 9.7 | 794 | 33.0 | 222 | ▲19.6 | 181 | ▲17.0 |
| 2 | 2,789 | 18.4 | 1,192 | ▲15.0 | 803 | ▲18.4 | 212 | ▲13.1 | 177 | 1.1 |
| 3 | | | | | | | | | | |
| 4 | | | | | | | | | | |
| 5 | | | | | | | | | | |
| 6 | | | | | | | | | | |
| 7 | | | | | | | | | | |
| 8 | | | | | | | | | | |
| 9 | | | | | | | | | | |
| 10 | | | | | | | | | | |
| 11 | | | | | | | | | | |
| 12 | | | | | | | | | | |
| 2月計 | 5,044 | 8.3 | 2,389 | ▲4.2 | 1,597 | 1.0 | 434 | ▲16.5 | 358 | ▲8.9 |

単位 { 生産量 : t
増減率 : %

| 農産食料品(つづき) | | | | | | 製穀粉・同加工品 | | | | 区分 |
|--------------|-------|--------|-------|-------|--------|----------|------|---------|------|--------|
| 野菜・果実漬物(つづき) | | | | 乾燥野菜 | ブレミックス | | | | | |
| みそ漬類 | | その他の漬物 | | | 増減率 | 増減率 | 加糖 | | 増減率 | 増減率 |
| t | % | t | % | t | | | % | t | | |
| 7,209 | ▲3.7 | 12,496 | 11.9 | 6,721 | ▲22.9 | 366,676 | ▲2.2 | 210,947 | ▲6.7 | 24 |
| 6,732 | ▲6.6 | 12,379 | ▲0.9 | 5,450 | ▲18.9 | 362,234 | ▲1.2 | 203,540 | ▲3.5 | 25 |
| 5,802 | ▲13.8 | 8,845 | ▲28.5 | 5,340 | ▲2.0 | 365,958 | 1.0 | 207,833 | 2.1 | 26 |
| 7,463 | 28.6 | 8,999 | 1.7 | 5,342 | 0.0 | 369,069 | 0.9 | 204,049 | ▲1.8 | 27 |
| 9,940 | 33.2 | 9,169 | 1.9 | 5,355 | 0.2 | 359,767 | ▲2.5 | 194,036 | ▲4.9 | 28 |
| 9,243 | ▲7.0 | 8,871 | ▲3.3 | 5,356 | 0.0 | 360,849 | 0.3 | 195,583 | 0.8 | 29 |
| 9,265 | 0.2 | 8,941 | 0.8 | 5,357 | 0.0 | 369,001 | 2.3 | 208,074 | 6.4 | 30 |
| 703 | ▲6.5 | 754 | ▲6.5 | 450 | 1.6 | 26,107 | 4.2 | 15,259 | 8.0 | 平.30.1 |
| 748 | ▲5.0 | 705 | ▲9.4 | 444 | ▲1.1 | 28,671 | 0.4 | 16,912 | 8.8 | 2 |
| 783 | 9.2 | 718 | ▲10.1 | 451 | 1.3 | 32,181 | ▲1.1 | 18,314 | 2.9 | 3 |
| 810 | ▲2.3 | 720 | ▲10.2 | 446 | ▲0.9 | 33,158 | 5.1 | 18,642 | 5.8 | 4 |
| 739 | ▲2.6 | 682 | ▲5.7 | 442 | ▲0.5 | 29,462 | 7.1 | 16,353 | 12.3 | 5 |
| 765 | ▲1.8 | 699 | ▲0.1 | 450 | 0.2 | 29,867 | 0.7 | 16,095 | 3.1 | 6 |
| 781 | ▲0.6 | 736 | 7.0 | 443 | ▲0.4 | 30,010 | 1.6 | 16,030 | 5.0 | 7 |
| 790 | 6.5 | 706 | ▲2.1 | 447 | ▲0.9 | 30,020 | 0.5 | 16,273 | 5.1 | 8 |
| 795 | 3.9 | 762 | 11.1 | 445 | 0.7 | 28,719 | ▲1.4 | 15,973 | 4.0 | 9 |
| 826 | 8.1 | 767 | 12.6 | 449 | 0.7 | 32,682 | 6.6 | 18,543 | 12.8 | 10 |
| 768 | ▲2.8 | 780 | 12.2 | 443 | ▲1.3 | 33,569 | 5.4 | 19,670 | 12.5 | 11 |
| 757 | ▲2.1 | 912 | 15.2 | 447 | 0.9 | 34,555 | ▲1.2 | 20,010 | ▲1.3 | 12 |
| 658 | ▲6.4 | 867 | 15.0 | 446 | ▲0.9 | 28,546 | 9.3 | 16,654 | 9.1 | 平.31.1 |
| 710 | ▲5.1 | 895 | 27.0 | 447 | 0.7 | 29,063 | 1.4 | 16,967 | 0.3 | 2 |
| | | | | | | | | | | 3 |
| | | | | | | | | | | 4 |
| | | | | | | | | | | 5 |
| | | | | | | | | | | 6 |
| | | | | | | | | | | 7 |
| | | | | | | | | | | 8 |
| | | | | | | | | | | 9 |
| | | | | | | | | | | 10 |
| | | | | | | | | | | 11 |
| | | | | | | | | | | 12 |
| 1,368 | ▲5.7 | 1,762 | 20.8 | 893 | ▲0.1 | 57,609 | 5.2 | 33,621 | 4.5 | 2月計 |

(注1)ブレミックスについては、日本ブレミックス協会調べ。

| 区分 年月 | 製穀粉・同加工品(つづき) | | | | | | | | | |
|----------|---------------|------|--------|-------|--------|------|--------|-------|--------|-------|
| | プレミックス(つづき) | | 小麦でん粉 | | 米穀粉 | | | | | |
| | 無糖 | | | | 上新粉 | | もち粉 | | | |
| | t | 増減率 | t | 増減率 | t | 増減率 | t | 増減率 | t | 増減率 |
| 平.24 | 155,728 | 4.7 | 18,903 | ▲5.2 | 84,929 | ▲5.0 | 43,910 | ▲8.6 | 11,425 | ▲2.1 |
| 25 | 158,694 | 1.9 | 18,053 | ▲4.5 | 90,364 | 6.4 | 44,539 | 1.4 | 12,538 | 9.7 |
| 26 | 158,125 | ▲0.4 | 17,221 | ▲4.6 | 88,587 | ▲2.0 | 44,062 | ▲1.1 | 11,460 | ▲8.6 |
| 27 | 165,020 | 4.4 | 17,546 | 1.9 | 94,651 | 6.8 | 46,260 | 5.0 | 11,583 | 1.1 |
| 28 | 165,731 | 0.4 | 16,631 | ▲5.2 | 92,693 | ▲2.1 | 46,377 | 0.3 | 10,755 | ▲7.1 |
| 29 | 165,266 | ▲0.3 | 17,286 | 3.9 | 94,860 | 2.3 | 47,257 | 1.9 | 9,592 | ▲10.8 |
| 30 | 160,927 | ▲2.6 | 17,201 | ▲0.5 | 93,956 | ▲1.0 | 45,643 | ▲3.4 | 9,663 | 0.7 |
| 平.30.1 | 10,848 | ▲0.8 | 1,251 | ▲3.9 | 7,102 | 3.0 | 3,559 | 2.5 | 779 | 14.2 |
| 2 | 11,759 | ▲9.7 | 1,291 | ▲10.9 | 7,605 | ▲6.8 | 3,763 | ▲13.3 | 701 | ▲7.9 |
| 3 | 13,867 | ▲6.0 | 1,526 | ▲8.0 | 8,816 | ▲3.1 | 4,658 | ▲7.1 | 800 | ▲1.5 |
| 4 | 14,516 | 4.3 | 1,492 | ▲2.6 | 8,736 | ▲0.8 | 4,390 | ▲7.0 | 945 | 20.7 |
| 5 | 13,109 | 1.4 | 1,443 | 3.2 | 7,185 | ▲4.0 | 3,463 | ▲6.3 | 716 | 18.9 |
| 6 | 13,772 | ▲1.9 | 1,557 | ▲2.2 | 7,420 | ▲3.4 | 3,385 | ▲7.9 | 735 | ▲11.6 |
| 7 | 13,980 | ▲2.0 | 1,538 | 2.3 | 7,644 | ▲0.8 | 3,710 | 2.0 | 768 | 4.8 |
| 8 | 13,747 | ▲4.4 | 1,467 | 1.9 | 7,001 | 2.3 | 3,356 | 2.3 | 585 | ▲13.3 |
| 9 | 12,746 | ▲7.3 | 1,295 | ▲1.8 | 7,485 | 0.2 | 3,415 | ▲6.7 | 788 | ▲12.2 |
| 10 | 14,139 | ▲0.5 | 1,469 | 10.9 | 8,288 | 2.4 | 3,958 | 5.0 | 1,096 | 19.3 |
| 11 | 13,899 | ▲3.2 | 1,402 | ▲0.8 | 8,557 | 1.0 | 4,078 | ▲0.3 | 918 | ▲16.3 |
| 12 | 14,545 | ▲1.2 | 1,470 | 8.4 | 8,117 | ▲0.4 | 3,908 | 0.1 | 832 | 4.1 |
| 平.31.1 | 11,892 | 9.6 | 1,301 | 4.0 | 7,073 | ▲0.4 | 3,214 | ▲9.7 | 639 | ▲18.0 |
| 2 | 12,096 | 2.9 | 1,216 | ▲5.8 | 7,262 | ▲4.5 | 3,369 | ▲10.5 | 806 | 15.0 |
| 3 | | | | | | | | | | |
| 4 | | | | | | | | | | |
| 5 | | | | | | | | | | |
| 6 | | | | | | | | | | |
| 7 | | | | | | | | | | |
| 8 | | | | | | | | | | |
| 9 | | | | | | | | | | |
| 10 | | | | | | | | | | |
| 11 | | | | | | | | | | |
| 12 | | | | | | | | | | |
| 2月計 | 23,988 | 6.1 | 2,517 | ▲1.0 | 14,335 | ▲2.5 | 6,583 | ▲10.1 | 1,445 | ▲2.4 |

(注2)小麦でん粉については、全国小麦粉分離加工協会調べ。

単位 { 生産量 : t
増減率 : %

| 製穀粉・同加工品(つづき) | | | | | | | | | | 区 分 |
|---------------|-------|-------|-------|----------------|-------|-------|-------|-------|-------|--------|
| 米穀粉(つづき) | | | | | | | | | | |
| 白玉粉 | | 寒梅粉 | | らくがん粉 ・みじん粉 | | だんご粉 | | 菓子種 | | 年 月 |
| t | 増減率 | t | 増減率 | t | 増減率 | t | 増減率 | t | 増減率 | |
| 4,649 | ▲3.6 | 1,324 | ▲5.2 | 857 | ▲0.7 | 825 | ▲39.1 | 2,427 | ▲27.1 | 24 |
| 4,567 | ▲1.8 | 1,249 | ▲5.7 | 781 | ▲8.9 | 985 | 19.4 | 1,906 | ▲21.5 | 25 |
| 4,550 | ▲0.4 | 1,516 | 21.4 | 860 | 10.1 | 858 | ▲12.9 | 1,774 | ▲6.9 | 26 |
| 4,974 | 9.3 | 1,468 | ▲3.2 | 1,007 | 17.1 | 962 | 12.1 | 2,448 | 38.0 | 27 |
| 4,992 | 0.4 | 1,606 | 9.4 | 971 | ▲3.6 | 1,543 | 60.4 | 1,756 | ▲28.3 | 28 |
| 5,246 | 5.1 | 1,535 | ▲4.4 | 945 | ▲2.7 | 1,166 | ▲24.4 | 2,419 | 37.8 | 29 |
| 4,821 | ▲8.1 | 1,534 | ▲0.1 | 984 | 4.1 | 1,310 | 12.3 | 2,506 | 3.6 | 30 |
| 381 | 4.4 | 126 | 13.5 | 56 | ▲17.6 | 45 | 2.3 | 197 | ▲9.2 | 平.30.1 |
| 399 | 3.1 | 131 | 2.3 | 81 | ▲4.7 | 99 | 23.8 | 223 | ▲15.5 | 2 |
| 473 | ▲4.3 | 130 | 5.7 | 82 | ▲7.9 | 129 | 51.8 | 268 | 2.3 | 3 |
| 357 | ▲14.2 | 132 | ▲5.0 | 100 | 13.6 | 114 | 42.5 | 269 | 5.9 | 4 |
| 357 | ▲13.8 | 112 | ▲17.0 | 101 | 4.1 | 113 | 68.7 | 204 | 40.7 | 5 |
| 371 | ▲4.9 | 136 | 18.3 | 95 | 10.5 | 181 | 7.1 | 197 | 26.3 | 6 |
| 384 | ▲13.7 | 124 | ▲9.5 | 90 | 16.9 | 150 | ▲21.5 | 126 | ▲18.2 | 7 |
| 448 | ▲8.0 | 107 | ▲3.6 | 85 | 28.8 | 146 | ▲6.4 | 158 | 6.0 | 8 |
| 424 | ▲4.5 | 126 | ▲3.1 | 70 | ▲1.4 | 120 | 16.5 | 160 | ▲0.6 | 9 |
| 432 | ▲11.3 | 141 | 6.0 | 78 | ▲4.9 | 74 | ▲6.3 | 211 | 8.8 | 10 |
| 386 | ▲14.8 | 144 | 15.2 | 77 | 13.2 | 71 | 24.6 | 238 | 37.6 | 11 |
| 409 | ▲11.9 | 125 | ▲15.5 | 69 | 1.5 | 68 | 23.6 | 255 | ▲12.1 | 12 |
| 348 | ▲8.7 | 129 | 2.4 | 79 | 41.1 | 59 | 31.1 | 206 | 4.6 | 平.31.1 |
| 390 | ▲2.3 | 132 | 0.8 | 93 | 14.8 | 71 | ▲28.3 | 211 | ▲5.4 | 2 |
| | | | | | | | | | | 3 |
| | | | | | | | | | | 4 |
| | | | | | | | | | | 5 |
| | | | | | | | | | | 6 |
| | | | | | | | | | | 7 |
| | | | | | | | | | | 8 |
| | | | | | | | | | | 9 |
| | | | | | | | | | | 10 |
| | | | | | | | | | | 11 |
| | | | | | | | | | | 12 |
| 738 | ▲5.4 | 261 | 1.6 | 172 | 25.5 | 130 | ▲9.7 | 417 | ▲0.7 | 2月計 |

| 区分 年月 | 製穀粉・同加工品(つづき) | | | | | | | | | |
|----------|---------------|------|-----------|------|---------|------|--------------|-------|----------------|------|
| | 米穀粉(つづき) | | パン | | | | | | | |
| | 新規米粉 | | 食パン | | | | | | プレミックス | |
| | t | 増減率 | t | 増減率 | t | 増減率 | 冷凍生地 (内数) | 増減率 | プレミックス (外数) | 増減率 |
| t | % | t | % | t | % | t | % | t | % | |
| 平.24 | 19,511 | 9.0 | 1,219,100 | 0.3 | 580,349 | 0.1 | 3,286 | 3.4 | 1,788 | 2.8 |
| 25 | 23,797 | 22.0 | 1,226,019 | 0.6 | 598,143 | 3.1 | 5,545 | 68.7 | 1,739 | ▲2.7 |
| 26 | 23,507 | ▲1.2 | 1,234,270 | 0.7 | 608,447 | 1.7 | 6,188 | 11.6 | 1,681 | ▲3.3 |
| 27 | 25,949 | 10.4 | 1,234,177 | ▲0.0 | 604,877 | ▲0.6 | 6,486 | 4.8 | 1,616 | ▲3.9 |
| 28 | 24,693 | ▲4.8 | 1,237,915 | 0.3 | 604,366 | ▲0.1 | 6,703 | 3.3 | 1,589 | ▲1.7 |
| 29 | 26,700 | 8.1 | 1,254,062 | 1.3 | 601,965 | ▲0.4 | 6,142 | ▲8.4 | 1,624 | 2.2 |
| 30 | 27,495 | 3.0 | 1,220,746 | ▲2.7 | 584,825 | ▲2.8 | 5,871 | ▲4.4 | 1,628 | 0.2 |
| 平.30.1 | 1,959 | 1.1 | 100,916 | ▲1.5 | 46,875 | ▲5.7 | 481 | ▲8.0 | 129 | ▲1.5 |
| 2 | 2,208 | 4.2 | 99,754 | 0.1 | 47,230 | ▲1.7 | 416 | ▲9.6 | 130 | 4.0 |
| 3 | 2,276 | 2.8 | 107,320 | ▲1.7 | 52,024 | ▲2.0 | 573 | 1.4 | 141 | ▲2.8 |
| 4 | 2,429 | 4.5 | 105,881 | ▲2.7 | 51,054 | ▲4.0 | 507 | ▲14.1 | 135 | ▲3.6 |
| 5 | 2,119 | ▲9.1 | 105,879 | ▲2.4 | 50,807 | ▲3.5 | 516 | ▲9.6 | 155 | 2.0 |
| 6 | 2,320 | 2.8 | 103,711 | ▲1.8 | 49,714 | ▲3.0 | 463 | ▲6.3 | 139 | 3.0 |
| 7 | 2,292 | ▲1.5 | 99,870 | ▲4.7 | 48,282 | ▲4.1 | 513 | 4.1 | 146 | 1.4 |
| 8 | 2,116 | 10.2 | 97,332 | ▲4.9 | 48,099 | ▲4.1 | 503 | 1.2 | 131 | 1.6 |
| 9 | 2,382 | 19.0 | 98,984 | ▲3.0 | 47,584 | ▲1.5 | 424 | ▲3.6 | 122 | 0.8 |
| 10 | 2,298 | ▲5.5 | 102,956 | ▲2.9 | 48,899 | ▲2.3 | 506 | 6.8 | 145 | ▲2.0 |
| 11 | 2,645 | 9.6 | 99,534 | ▲3.5 | 47,104 | ▲2.1 | 469 | ▲0.6 | 125 | 2.5 |
| 12 | 2,451 | 1.2 | 98,609 | ▲2.8 | 47,153 | 0.2 | 500 | ▲11.2 | 130 | ▲1.5 |
| 平.31.1 | 2,399 | 22.5 | 101,125 | 0.2 | 48,021 | 2.4 | 487 | 1.2 | 136 | 5.4 |
| 2 | 2,190 | ▲0.8 | 100,155 | 0.4 | 47,391 | 0.3 | 429 | 3.1 | 129 | ▲0.8 |
| 3 | | | | | | | | | | |
| 4 | | | | | | | | | | |
| 5 | | | | | | | | | | |
| 6 | | | | | | | | | | |
| 7 | | | | | | | | | | |
| 8 | | | | | | | | | | |
| 9 | | | | | | | | | | |
| 10 | | | | | | | | | | |
| 11 | | | | | | | | | | |
| 12 | | | | | | | | | | |
| 2月計 | 4,589 | 10.1 | 201,280 | 0.3 | 95,412 | 1.4 | 916 | 2.1 | 265 | 2.3 |

(注3)パン：小麦粉使用量である。

単位 { 生産量 : t
増減率 : %

| 製穀粉・同加工品(つづき) | | | | | | | | | | 区 分 |
|---------------|------|--------------|-------|----------------|------|--------|------|---------|------|--------|
| パン(つづき) | | | | | | | | | | |
| 菓子パン | | | | | | 学給パン | | その他パン | | 年 月 |
| t | 増減率 | 冷凍生地 (内数) | | プレミックス (外数) | | t | 増減率 | t | 増減率 | |
| | | t | % | t | % | | | | | |
| 392,015 | 0.1 | 53,173 | 7.8 | 24,642 | ▲7.8 | 25,784 | ▲8.6 | 220,951 | 2.7 | 24 |
| 383,514 | ▲2.2 | 52,313 | ▲1.6 | 23,455 | ▲4.8 | 26,133 | 1.4 | 218,230 | ▲1.2 | 25 |
| 386,578 | 0.8 | 52,293 | ▲0.0 | 21,839 | ▲6.9 | 25,640 | ▲1.9 | 213,606 | ▲2.1 | 26 |
| 403,187 | 4.3 | 51,779 | ▲1.0 | 21,211 | ▲2.9 | 24,692 | ▲3.7 | 201,421 | ▲5.7 | 27 |
| 403,363 | 0.0 | 50,068 | ▲3.3 | 20,946 | ▲1.2 | 24,295 | ▲1.6 | 205,891 | 2.2 | 28 |
| 409,413 | 1.5 | 43,587 | ▲12.9 | 21,278 | 1.6 | 24,868 | 2.4 | 217,816 | 5.8 | 29 |
| 401,028 | ▲2.0 | 45,486 | 4.4 | 21,441 | 0.8 | 24,354 | ▲2.1 | 210,539 | ▲3.3 | 30 |
| 34,444 | 5.0 | 2,877 | ▲31.9 | 1,733 | 0.2 | 2,012 | 0.2 | 17,585 | ▲2.1 | 平.30.1 |
| 33,361 | 5.7 | 2,797 | ▲29.4 | 1,719 | ▲1.2 | 2,440 | ▲5.3 | 16,723 | ▲4.3 | 2 |
| 35,579 | 0.6 | 4,371 | 1.1 | 1,822 | 1.9 | 1,672 | ▲5.0 | 18,045 | ▲4.4 | 3 |
| 35,091 | 0.4 | 4,235 | 4.2 | 1,788 | 1.9 | 1,844 | ▲3.0 | 17,892 | ▲4.7 | 4 |
| 34,641 | ▲0.9 | 4,149 | 1.4 | 1,819 | 2.2 | 2,562 | 5.6 | 17,869 | ▲3.5 | 5 |
| 33,904 | 2.4 | 3,825 | ▲3.4 | 1,855 | 2.9 | 2,555 | ▲5.0 | 17,538 | ▲5.7 | 6 |
| 32,652 | ▲3.8 | 3,883 | ▲0.8 | 1,799 | 1.4 | 1,655 | ▲0.4 | 17,281 | ▲8.3 | 7 |
| 31,665 | ▲6.4 | 3,789 | 25.6 | 1,742 | ▲1.0 | 314 | 13.8 | 17,254 | ▲4.8 | 8 |
| 31,997 | ▲6.1 | 3,714 | 31.1 | 1,809 | 2.4 | 2,225 | ▲9.8 | 17,178 | ▲0.1 | 9 |
| 33,367 | ▲6.2 | 4,147 | 37.9 | 1,769 | ▲1.7 | 2,702 | 4.0 | 17,988 | 0.7 | 10 |
| 32,542 | ▲6.6 | 3,502 | 14.5 | 1,780 | ▲0.3 | 2,531 | 1.4 | 17,357 | ▲1.7 | 11 |
| 31,785 | ▲7.7 | 4,197 | 34.0 | 1,806 | 0.3 | 1,842 | ▲8.3 | 17,829 | ▲0.6 | 12 |
| 33,029 | ▲4.1 | 3,814 | 32.6 | 1,755 | 1.3 | 2,110 | 4.9 | 17,965 | 2.2 | 平.31.1 |
| 32,530 | ▲2.5 | 4,056 | 45.0 | 1,788 | 4.0 | 2,452 | 0.5 | 17,782 | 6.3 | 2 |
| | | | | | | | | | | 3 |
| | | | | | | | | | | 4 |
| | | | | | | | | | | 5 |
| | | | | | | | | | | 6 |
| | | | | | | | | | | 7 |
| | | | | | | | | | | 8 |
| | | | | | | | | | | 9 |
| | | | | | | | | | | 10 |
| | | | | | | | | | | 11 |
| | | | | | | | | | | 12 |
| 65,559 | ▲3.3 | 7,870 | 38.7 | 3,543 | 2.6 | 4,562 | 2.5 | 35,747 | 4.2 | 2月計 |

| 区分 年月 | 製穀粉・同加工品(つづき) | | | | | | | | | |
|----------|---------------|-------|----------------|------|---------|------|--------|------|--------|------|
| | パン(つづき) | | | | パン粉 | | | | | |
| | その他パン(つづき) | | | | | | 生パン粉 | | 乾燥パン粉 | |
| | 冷凍生地 (内数) | | プレミックス (外数) | | | | | | | |
| | t | % | t | % | t | % | t | % | t | % |
| 平.24 | 25,123 | 7.7 | 5,913 | ▲0.2 | 149,733 | 0.6 | 77,438 | 8.0 | 51,628 | ▲2.1 |
| 25 | 27,826 | 10.8 | 5,898 | ▲0.3 | 152,341 | 1.7 | 79,224 | 2.3 | 50,685 | ▲1.8 |
| 26 | 29,360 | 5.5 | 5,735 | ▲2.8 | 155,629 | 2.2 | 77,651 | ▲2.0 | 51,023 | 0.7 |
| 27 | 31,352 | 6.8 | 5,491 | ▲4.3 | 159,225 | 2.3 | 84,698 | 9.1 | 52,277 | 2.5 |
| 28 | 33,245 | 6.0 | 5,541 | 0.9 | 160,221 | 0.6 | 84,280 | ▲0.5 | 52,857 | 1.1 |
| 29 | 36,211 | 8.9 | 5,505 | ▲0.6 | 164,174 | 2.5 | 87,580 | 3.9 | 53,936 | 2.0 |
| 30 | 37,770 | 4.3 | 5,531 | 0.5 | 163,279 | ▲0.5 | 89,391 | 2.1 | 52,884 | ▲2.0 |
| 平.30.1 | 3,778 | ▲26.8 | 445 | 3.7 | 12,406 | 4.0 | 6,870 | 11.1 | 3,891 | 2.6 |
| 2 | 3,078 | 6.9 | 455 | 6.6 | 12,435 | 0.6 | 6,747 | 9.3 | 4,049 | ▲3.6 |
| 3 | 3,197 | 7.2 | 436 | ▲4.8 | 14,225 | ▲0.6 | 7,645 | 5.7 | 4,725 | ▲4.5 |
| 4 | 3,225 | 9.3 | 477 | ▲0.2 | 14,350 | 3.1 | 7,799 | 5.4 | 4,761 | 0.2 |
| 5 | 3,219 | 8.3 | 501 | ▲0.4 | 13,302 | 2.7 | 7,206 | 3.9 | 4,350 | 2.3 |
| 6 | 3,256 | 7.3 | 488 | 0.2 | 13,595 | ▲3.5 | 7,393 | ▲1.9 | 4,476 | ▲3.0 |
| 7 | 3,307 | 9.8 | 514 | 0.6 | 13,781 | ▲4.4 | 7,695 | ▲3.0 | 4,391 | ▲4.4 |
| 8 | 3,071 | 18.4 | 466 | 2.0 | 13,619 | ▲0.2 | 7,752 | 0.8 | 4,132 | ▲1.3 |
| 9 | 2,912 | 10.2 | 425 | 1.9 | 12,831 | ▲6.5 | 7,206 | ▲3.9 | 4,000 | ▲8.9 |
| 10 | 2,979 | 12.5 | 455 | 2.7 | 13,959 | ▲2.4 | 7,515 | ▲2.3 | 4,697 | 1.5 |
| 11 | 2,788 | 8.1 | 410 | ▲4.4 | 14,009 | ▲2.0 | 7,589 | 0.8 | 4,588 | ▲5.7 |
| 12 | 2,960 | 7.2 | 459 | ▲1.5 | 14,767 | 3.7 | 7,974 | 2.5 | 4,824 | 2.5 |
| 平.31.1 | 3,039 | ▲19.6 | 458 | 2.9 | | | | | | |
| 2 | 3,178 | 3.2 | 462 | 1.5 | | | | | | |
| 3 | | | | | | | | | | |
| 4 | | | | | | | | | | |
| 5 | | | | | | | | | | |
| 6 | | | | | | | | | | |
| 7 | | | | | | | | | | |
| 8 | | | | | | | | | | |
| 9 | | | | | | | | | | |
| 10 | | | | | | | | | | |
| 11 | | | | | | | | | | |
| 12 | | | | | | | | | | |
| 2月計 | 6,217 | ▲9.3 | 920 | 2.2 | | | | | | |

(注4)パン粉については、全国パン粉工業協同組合連合会調べ。四半期ごとの取りまとめのため、空欄になることがある。

単位 { 生産量 : t
増減率 : %

| 製穀粉・同加工品(つづき) | | | | | | | | | | 区 分 |
|---------------|-------|---------|------|--------|-------|---------|-------|---------|-------|--------|
| パン粉(つづき) | | 生めん類 | | | | | | | | |
| セミドライパン粉 | | うどん | | | | 中華めん | | | | |
| | | 生めん | | ゆでめん | | 生めん | | | | |
| 増減率 | | 増減率 | | 増減率 | | 増減率 | | 増減率 | | 年月 |
| t | % | t | % | t | % | t | % | t | % | |
| 20,667 | ▲15.4 | 541,731 | ▲1.2 | 26,203 | ▲10.4 | 175,681 | ▲0.6 | 148,557 | ▲3.2 | 平. 24 |
| 22,432 | 8.5 | 562,271 | 3.8 | 22,662 | ▲13.5 | 176,909 | 0.7 | 158,110 | 6.4 | 25 |
| 26,955 | 20.2 | 577,550 | 2.7 | 22,353 | ▲1.4 | 186,120 | 5.2 | 160,905 | 1.8 | 26 |
| 22,250 | ▲17.5 | 624,084 | 8.1 | 22,381 | 0.1 | 192,433 | 3.4 | 163,693 | 1.7 | 27 |
| 23,084 | 3.7 | 652,131 | 4.5 | 19,958 | ▲10.8 | 193,236 | 0.4 | 173,703 | 6.1 | 28 |
| 22,658 | ▲1.8 | 690,632 | 5.9 | 19,870 | ▲0.4 | 214,863 | 11.2 | 173,892 | 0.1 | 29 |
| 21,004 | ▲7.3 | 711,924 | 3.1 | 19,144 | ▲3.7 | 233,549 | 8.7 | 174,825 | 0.5 | 30 |
| 1,645 | ▲15.9 | 57,672 | 7.5 | 1,490 | 15.8 | 22,555 | 10.7 | 11,885 | 9.1 | 平.30.1 |
| 1,639 | ▲17.2 | 53,165 | 8.9 | 1,540 | 22.3 | 18,731 | 15.4 | 11,107 | 9.6 | 2 |
| 1,855 | ▲12.7 | 59,813 | 8.4 | 1,475 | ▲10.0 | 19,942 | 18.8 | 13,307 | 9.4 | 3 |
| 1,790 | 1.4 | 58,567 | 4.9 | 1,599 | ▲14.0 | 17,819 | 9.8 | 14,535 | 4.2 | 4 |
| 1,746 | ▲0.6 | 62,372 | 2.8 | 1,491 | ▲13.2 | 19,576 | 14.2 | 17,051 | ▲11.2 | 5 |
| 1,726 | ▲11.0 | 60,363 | ▲1.1 | 1,631 | ▲2.0 | 17,811 | 8.7 | 18,118 | ▲7.6 | 6 |
| 1,695 | ▲10.2 | 68,618 | 1.0 | 1,639 | 1.5 | 18,581 | 8.2 | 21,381 | ▲6.6 | 7 |
| 1,735 | ▲2.3 | 58,952 | ▲3.9 | 1,661 | ▲8.2 | 18,354 | ▲2.2 | 16,645 | ▲6.2 | 8 |
| 1,625 | ▲11.5 | 56,900 | 2.9 | 1,658 | ▲4.1 | 18,877 | 9.7 | 13,503 | 9.1 | 9 |
| 1,747 | ▲12.2 | 60,194 | 7.9 | 1,667 | ▲2.1 | 21,130 | 13.7 | 12,292 | 8.0 | 10 |
| 1,832 | ▲3.2 | 56,944 | 1.1 | 1,656 | ▲9.6 | 19,875 | 0.4 | 12,153 | 8.2 | 11 |
| 1,969 | 12.3 | 58,364 | ▲0.7 | 1,637 | ▲6.9 | 20,298 | 0.4 | 12,848 | 4.2 | 12 |
| | | 57,960 | 0.5 | 1,423 | ▲4.5 | 21,920 | ▲2.8 | 12,210 | 2.7 | 平.31.1 |
| | | 50,681 | ▲4.7 | 1,361 | ▲11.6 | 15,855 | ▲15.4 | 11,039 | ▲0.6 | 2 |
| | | | | | | | | | | 3 |
| | | | | | | | | | | 4 |
| | | | | | | | | | | 5 |
| | | | | | | | | | | 6 |
| | | | | | | | | | | 7 |
| | | | | | | | | | | 8 |
| | | | | | | | | | | 9 |
| | | | | | | | | | | 10 |
| | | | | | | | | | | 11 |
| | | | | | | | | | | 12 |
| | | 108,641 | ▲2.0 | 2,784 | ▲8.1 | 37,775 | ▲8.5 | 23,249 | 1.1 | 2月計 |

(注5) 生めん類:小麦粉使用量である。

| 区分 年月 | 製穀粉・同加工品(つづき) | | | | | | | | | | |
|----------|---------------|------|---------|-------|--------|-------|--------|-------|--------|-------|-----|
| | 生めん類(つづき) | | | | | | | | | | |
| | 中華めん(つづき) | | | | | | 日本そば | | | | |
| | ゆでめん | | 蒸しめん | | 餃子等皮類 | | 生めん | | ゆでめん | | |
| t | 増減率 | t | 増減率 | t | 増減率 | t | 増減率 | t | 増減率 | t | 増減率 |
| 平. 24 | 45,634 | 7.3 | 86,294 | ▲3.4 | 13,430 | ▲7.0 | 14,880 | 10.3 | 31,050 | 7.5 | |
| 25 | 43,727 | ▲4.2 | 95,605 | 10.8 | 13,498 | 0.5 | 16,342 | 9.8 | 35,419 | 14.1 | |
| 26 | 52,845 | 20.9 | 90,969 | ▲4.8 | 14,252 | 5.6 | 17,467 | 6.9 | 32,639 | ▲7.8 | |
| 27 | 65,350 | 23.7 | 109,994 | 20.9 | 14,655 | 2.8 | 18,283 | 4.7 | 37,295 | 14.3 | |
| 28 | 72,250 | 10.6 | 98,580 | ▲10.4 | 15,871 | 8.3 | 17,464 | ▲4.5 | 61,069 | 63.7 | |
| 29 | 83,139 | 15.1 | 104,483 | 6.0 | 14,363 | ▲9.5 | 17,184 | ▲1.6 | 62,838 | 2.9 | |
| 30 | 88,135 | 6.0 | 101,812 | ▲2.6 | 14,202 | ▲1.1 | 16,656 | ▲3.1 | 63,601 | 1.2 | |
| 平.30.1 | 6,848 | 14.2 | 8,384 | ▲0.7 | 1,031 | ▲13.5 | 1,138 | 14.7 | 4,341 | ▲2.7 | |
| 2 | 6,538 | ▲2.0 | 8,257 | ▲1.4 | 1,088 | ▲7.5 | 969 | 12.9 | 4,935 | 19.9 | |
| 3 | 7,408 | 2.8 | 9,951 | ▲0.2 | 1,226 | ▲3.5 | 1,232 | ▲3.7 | 5,272 | 7.8 | |
| 4 | 7,924 | 11.0 | 9,163 | 1.2 | 1,311 | 2.2 | 1,426 | ▲12.0 | 4,790 | 2.2 | |
| 5 | 7,883 | 20.1 | 8,956 | 6.4 | 1,418 | 8.3 | 1,523 | ▲13.8 | 4,474 | ▲1.9 | |
| 6 | 6,949 | ▲4.0 | 7,994 | 0.9 | 1,361 | 4.9 | 1,602 | ▲8.2 | 4,897 | ▲5.3 | |
| 7 | 7,247 | 8.0 | 7,946 | ▲3.7 | 1,127 | 2.9 | 1,899 | ▲6.9 | 8,798 | 7.7 | |
| 8 | 6,025 | ▲9.2 | 8,625 | ▲3.9 | 1,212 | 3.2 | 1,548 | ▲1.0 | 4,882 | 4.1 | |
| 9 | 7,139 | 1.3 | 8,604 | ▲9.4 | 1,157 | ▲4.7 | 1,132 | 9.3 | 4,830 | ▲7.0 | |
| 10 | 8,699 | 9.5 | 8,503 | ▲4.8 | 1,171 | ▲1.2 | 1,098 | 15.1 | 5,634 | 11.1 | |
| 11 | 8,033 | 12.7 | 7,943 | ▲9.6 | 1,010 | ▲4.8 | 1,030 | 14.2 | 5,244 | ▲6.3 | |
| 12 | 7,442 | 8.4 | 7,486 | ▲4.8 | 1,090 | ▲1.4 | 2,059 | ▲15.2 | 5,504 | ▲11.6 | |
| 平.31.1 | 7,366 | 7.6 | 8,246 | ▲1.6 | 1,092 | 5.9 | 1,142 | 0.4 | 4,561 | 5.1 | |
| 2 | 7,713 | 18.0 | 8,086 | ▲2.1 | 1,134 | 4.2 | 1,095 | 13.0 | 4,398 | ▲10.9 | |
| 3 | | | | | | | | | | | |
| 4 | | | | | | | | | | | |
| 5 | | | | | | | | | | | |
| 6 | | | | | | | | | | | |
| 7 | | | | | | | | | | | |
| 8 | | | | | | | | | | | |
| 9 | | | | | | | | | | | |
| 10 | | | | | | | | | | | |
| 11 | | | | | | | | | | | |
| 12 | | | | | | | | | | | |
| 2月計 | 15,079 | 12.6 | 16,332 | ▲1.9 | 2,226 | 5.0 | 2,237 | 6.2 | 8,959 | ▲3.4 | |

単位 { 生産量 : t
増減率 : %

| 製穀粉・同加工品(つづき) | | | | | | | | | | 区 分 |
|---------------|-------|---------|------|--------|-------|-------|-------|--------|-------|--------|
| 生めん類(つづき) | | 乾めん類 | | | | | | | | |
| そば粉使用量 | | | | うどん | | ひらめん | | ひやむぎ | | 年 月 |
| t | 増減率 | t | 増減率 | t | 増減率 | t | 増減率 | t | 増減率 | |
| 19,972 | 2.7 | 204,169 | ▲2.4 | 37,392 | ▲14.0 | 3,742 | 9.4 | 16,985 | ▲4.2 | 平. 24 |
| 21,079 | 5.5 | 213,175 | 4.4 | 37,479 | 0.2 | 4,537 | 21.2 | 17,731 | 4.4 | 25 |
| 16,948 | ▲19.6 | 213,273 | 0.0 | 36,004 | ▲3.9 | 4,640 | 2.3 | 19,313 | 8.9 | 26 |
| 12,895 | ▲23.9 | 195,105 | ▲8.5 | 27,262 | ▲24.3 | 4,669 | 0.6 | 19,916 | 3.1 | 27 |
| 13,862 | 7.5 | 185,724 | ▲4.8 | 26,160 | ▲4.0 | 5,332 | 14.2 | 18,760 | ▲5.8 | 28 |
| 14,070 | 1.5 | 186,472 | 0.4 | 25,632 | ▲2.0 | 4,523 | ▲15.2 | 19,657 | 4.8 | 29 |
| 13,917 | ▲1.1 | 187,873 | 0.8 | 26,185 | 2.2 | 4,528 | 0.1 | 17,746 | ▲9.7 | 30 |
| 1,028 | ▲4.8 | 14,473 | ▲2.1 | 1,900 | 14.1 | 338 | ▲2.0 | 1,330 | ▲16.7 | 平.30.1 |
| 1,053 | 1.8 | 16,464 | ▲1.7 | 1,698 | ▲5.9 | 229 | ▲27.8 | 1,767 | ▲10.6 | 2 |
| 1,098 | ▲2.2 | 18,646 | ▲5.0 | 2,011 | ▲8.8 | 344 | 16.2 | 2,096 | ▲12.2 | 3 |
| 1,121 | ▲4.6 | 19,327 | 3.4 | 2,247 | 0.5 | 353 | 14.2 | 2,110 | ▲11.3 | 4 |
| 1,130 | ▲6.9 | 18,241 | 2.8 | 2,329 | 13.7 | 338 | ▲3.2 | 1,935 | ▲22.6 | 5 |
| 1,190 | ▲0.8 | 14,251 | ▲3.2 | 2,395 | ▲1.8 | 292 | 13.6 | 2,138 | ▲21.5 | 6 |
| 1,238 | ▲2.4 | 15,073 | 0.4 | 2,286 | 10.6 | 329 | 7.2 | 2,165 | 5.6 | 7 |
| 1,173 | 1.3 | 11,243 | 8.4 | 2,158 | 6.3 | 410 | 10.8 | 1,247 | 6.5 | 8 |
| 1,076 | ▲3.5 | 11,702 | ▲4.4 | 2,153 | ▲11.0 | 477 | ▲13.9 | 694 | 14.9 | 9 |
| 1,176 | 8.4 | 14,388 | 8.8 | 2,338 | 7.6 | 515 | 17.3 | 556 | 1.6 | 10 |
| 1,160 | 1.7 | 17,978 | 3.3 | 2,496 | 0.7 | 532 | ▲4.1 | 638 | ▲19.8 | 11 |
| 1,474 | ▲0.2 | 16,087 | 1.2 | 2,174 | 4.9 | 371 | ▲12.7 | 1,070 | 15.6 | 12 |
| 1,119 | 8.9 | 14,860 | 2.7 | 1,964 | 3.4 | 370 | 9.5 | 1,190 | ▲10.5 | 平.31.1 |
| 1,062 | 0.9 | 16,653 | 1.1 | 1,945 | 14.5 | 299 | 30.6 | 1,542 | ▲12.7 | 2 |
| | | | | | | | | | | 3 |
| | | | | | | | | | | 4 |
| | | | | | | | | | | 5 |
| | | | | | | | | | | 6 |
| | | | | | | | | | | 7 |
| | | | | | | | | | | 8 |
| | | | | | | | | | | 9 |
| | | | | | | | | | | 10 |
| | | | | | | | | | | 11 |
| | | | | | | | | | | 12 |
| 2,181 | 4.8 | 31,513 | 1.9 | 3,909 | 8.6 | 669 | 18.0 | 2,732 | ▲11.8 | 2月計 |

(注6)乾めん類:小麦粉使用量である。

| 区分 年月 | 製穀粉・同加工品(つづき) | | | | | | | | | |
|----------|---------------|-------|-------|-------|-------|-------|--------|-------|--------|-------|
| | 乾めん類(つづき) | | | | | | | | | |
| | そうめん | | 手延素麺類 | | | | | | 干し中華 | |
| | | | うどん | | ひやむぎ | | そうめん | | | |
| t | 増減率 | t | 増減率 | t | 増減率 | t | 増減率 | t | 増減率 | |
| 平. 24 | 46,453 | ▲7.6 | 2,988 | ▲20.4 | 3,222 | ▲19.2 | 53,749 | 16.8 | 9,543 | 3.6 |
| 25 | 47,616 | 2.5 | 3,598 | 20.4 | 4,919 | 52.7 | 53,724 | ▲0.0 | 9,653 | 1.2 |
| 26 | 45,354 | ▲4.8 | 4,202 | 16.8 | 5,209 | 5.9 | 53,573 | ▲0.3 | 10,273 | 6.4 |
| 27 | 38,223 | ▲15.7 | 4,288 | 2.0 | 6,475 | 24.3 | 47,743 | ▲10.9 | 11,648 | 13.4 |
| 28 | 29,492 | ▲22.8 | 4,133 | ▲3.6 | 7,495 | 15.8 | 46,070 | ▲3.5 | 13,079 | 12.3 |
| 29 | 27,467 | ▲6.9 | 4,348 | 5.2 | 7,275 | ▲2.9 | 48,196 | 4.6 | 14,933 | 14.2 |
| 30 | 28,043 | 2.1 | 3,948 | ▲9.2 | 7,291 | 0.2 | 48,322 | 0.3 | 17,444 | 16.8 |
| 平.30.1 | 2,302 | ▲6.0 | 281 | 3.3 | 203 | 51.5 | 5,342 | ▲5.7 | 1,135 | 34.3 |
| 2 | 2,653 | 7.3 | 256 | ▲12.6 | 233 | 18.9 | 6,336 | ▲0.6 | 1,386 | 29.9 |
| 3 | 2,483 | ▲5.8 | 257 | ▲12.9 | 286 | 27.7 | 6,951 | ▲4.9 | 1,520 | 27.1 |
| 4 | 2,659 | 10.3 | 222 | ▲16.5 | 245 | 26.9 | 6,230 | 5.8 | 1,726 | 9.1 |
| 5 | 2,751 | 5.6 | 236 | ▲20.5 | 3,330 | 3.7 | 1,965 | 6.5 | 1,793 | 40.1 |
| 6 | 2,950 | ▲3.9 | 477 | ▲12.3 | 179 | 65.7 | 457 | 37.7 | 1,695 | 32.6 |
| 7 | 2,918 | ▲0.3 | 482 | ▲12.2 | 42 | 23.5 | 1,753 | ▲20.8 | 1,294 | ▲3.6 |
| 8 | 2,085 | 8.1 | 492 | ▲11.4 | 18 | 28.6 | 706 | 19.1 | 1,459 | 24.8 |
| 9 | 1,639 | 8.6 | 270 | ▲13.7 | 1,894 | ▲10.7 | 994 | 3.1 | 1,165 | ▲20.5 |
| 10 | 1,763 | 6.3 | 300 | 24.5 | 403 | 1.5 | 4,658 | 16.4 | 1,286 | 23.5 |
| 11 | 1,658 | ▲11.2 | 338 | 10.1 | 420 | ▲31.4 | 6,793 | 3.2 | 1,969 | 33.5 |
| 12 | 2,182 | 12.6 | 337 | ▲19.0 | 38 | 31.0 | 6,137 | ▲4.6 | 1,016 | ▲14.8 |
| 平.31.1 | 2,504 | 8.8 | 256 | ▲8.9 | 182 | ▲10.3 | 5,502 | 3.0 | 958 | ▲15.6 |
| 2 | 2,323 | ▲12.4 | 269 | 5.1 | 240 | 3.0 | 6,187 | ▲2.4 | 1,601 | 15.5 |
| 3 | | | | | | | | | | |
| 4 | | | | | | | | | | |
| 5 | | | | | | | | | | |
| 6 | | | | | | | | | | |
| 7 | | | | | | | | | | |
| 8 | | | | | | | | | | |
| 9 | | | | | | | | | | |
| 10 | | | | | | | | | | |
| 11 | | | | | | | | | | |
| 12 | | | | | | | | | | |
| 2月計 | 4,827 | ▲2.6 | 525 | ▲2.2 | 422 | ▲3.2 | 11,689 | 0.1 | 2,559 | 1.5 |

単位 { 生産量 : t
増減率 : %

| 製穀粉・同加工品(つづき) | | | | | | | | | | 区 分 |
|---------------|-------|--------|-------|---------|------|---------|-------|---------|------|--------|
| 乾めん類(つづき) | | | | 即席めん類 | | | | | | |
| 日本そば | | そば粉使用量 | | | | 袋めん | | カップ麺 | | 年 月 |
| t | 増減率 | t | 増減率 | t | 増減率 | t | 増減率 | t | 増減率 | |
| t | % | t | % | t | % | t | % | t | % | |
| 30,094 | ▲3.7 | 12,458 | ▲6.6 | 363,324 | 0.6 | 167,798 | ▲1.2 | 195,526 | 2.2 | 24 |
| 33,919 | 12.7 | 13,577 | 9.0 | 385,593 | 6.1 | 186,291 | 11.0 | 199,302 | 1.9 | 25 |
| 34,705 | 2.3 | 13,816 | 1.8 | 410,156 | 6.4 | 201,396 | 8.1 | 208,760 | 4.7 | 26 |
| 34,881 | 0.5 | 14,887 | 7.8 | 413,879 | 0.9 | 204,228 | 1.4 | 209,651 | 0.4 | 27 |
| 35,203 | 0.9 | 11,767 | ▲21.0 | 419,016 | 1.2 | 217,798 | 6.6 | 201,218 | ▲4.0 | 28 |
| 34,441 | ▲2.2 | 11,956 | 1.6 | 415,950 | ▲0.7 | 212,572 | ▲2.4 | 203,378 | 1.1 | 29 |
| 34,366 | ▲0.2 | 12,032 | 0.6 | 420,147 | 1.0 | 210,184 | ▲1.1 | 209,963 | 3.2 | 30 |
| 1,642 | ▲9.4 | 570 | ▲5.8 | 33,010 | 4.6 | 16,766 | 7.6 | 16,244 | 1.5 | 平.30.1 |
| 1,906 | ▲15.1 | 626 | ▲14.8 | 35,615 | 4.2 | 18,207 | 8.8 | 17,408 | ▲0.2 | 2 |
| 2,698 | ▲12.4 | 936 | ▲8.9 | 37,020 | ▲0.6 | 19,500 | ▲1.7 | 17,520 | 0.7 | 3 |
| 3,535 | 3.2 | 1,178 | 5.5 | 35,917 | 1.5 | 17,723 | ▲1.5 | 18,194 | 4.5 | 4 |
| 3,564 | ▲1.5 | 1,225 | 3.8 | 33,263 | 12.9 | 16,389 | 7.9 | 16,874 | 18.2 | 5 |
| 3,668 | ▲7.5 | 1,262 | ▲4.7 | 33,465 | 1.6 | 16,725 | 5.5 | 16,740 | ▲1.9 | 6 |
| 3,804 | 7.9 | 1,245 | 8.9 | 32,370 | 4.3 | 16,128 | 3.9 | 16,242 | 4.7 | 7 |
| 2,668 | 5.0 | 859 | ▲15.1 | 31,435 | 4.3 | 15,479 | ▲1.5 | 15,956 | 10.6 | 8 |
| 2,416 | 5.4 | 787 | 1.0 | 34,393 | ▲2.8 | 17,479 | ▲5.8 | 16,914 | 0.5 | 9 |
| 2,569 | ▲5.9 | 962 | 3.8 | 36,609 | ▲5.0 | 17,882 | ▲9.8 | 18,727 | 0.1 | 10 |
| 3,134 | 14.6 | 1,235 | 19.9 | 37,124 | ▲3.9 | 18,952 | ▲4.2 | 18,172 | ▲3.5 | 11 |
| 2,762 | 12.0 | 1,147 | 6.5 | 39,926 | ▲3.6 | 18,954 | ▲13.8 | 20,972 | 7.9 | 12 |
| 1,934 | 17.8 | 666 | 16.8 | 35,103 | 6.3 | 16,948 | 1.1 | 18,155 | 11.8 | 平.31.1 |
| 2,247 | 17.9 | 688 | 9.9 | 36,080 | 1.3 | 17,912 | ▲1.6 | 18,168 | 4.4 | 2 |
| | | | | | | | | | | 3 |
| | | | | | | | | | | 4 |
| | | | | | | | | | | 5 |
| | | | | | | | | | | 6 |
| | | | | | | | | | | 7 |
| | | | | | | | | | | 8 |
| | | | | | | | | | | 9 |
| | | | | | | | | | | 10 |
| | | | | | | | | | | 11 |
| | | | | | | | | | | 12 |
| 4,181 | 17.8 | 1,354 | 13.2 | 71,183 | 3.7 | 34,860 | ▲0.3 | 36,323 | 7.9 | 2月計 |

(注7) 即席めん類:小麦粉使用量である。袋めんは中華めん、和風めん、欧風めんの計である。

| 区分 年月 | 製穀粉・同加工品(つづき) | | | | 調味料 | | | | | |
|----------|---------------|-------|---------|------|---------|------|---------|------|--------|-------|
| | 即席めん類(つづき) | | マカロニ類 | | 味噌 | | | | | |
| | そば粉使用量 | | | | 米みそ | | 麦みそ | | | |
| | t | 増減率 | t | 増減率 | t | 増減率 | t | 増減率 | t | 増減率 |
| 24 | 6,955 | 14.3 | 159,627 | ▲3.1 | 442,020 | ▲3.1 | 366,757 | ▲2.8 | 21,220 | 3.5 |
| 25 | 7,836 | 12.7 | 162,949 | 2.1 | 425,627 | ▲3.7 | 354,059 | ▲3.5 | 19,911 | ▲6.2 |
| 26 | 9,229 | 17.8 | 169,906 | 4.3 | 461,097 | 8.3 | 391,634 | 10.6 | 18,860 | ▲5.3 |
| 27 | 7,690 | ▲16.7 | 163,185 | ▲4.0 | 461,652 | 0.1 | 393,554 | 0.5 | 18,060 | ▲4.2 |
| 28 | 6,323 | ▲17.8 | 151,863 | ▲6.9 | 476,057 | 3.1 | 408,695 | 3.8 | 18,574 | 2.8 |
| 29 | 5,853 | ▲7.4 | 152,038 | 0.1 | 482,045 | 1.3 | 413,492 | 1.2 | 17,399 | ▲6.3 |
| 30 | 5,457 | ▲6.8 | 152,884 | 0.6 | 478,068 | ▲0.8 | 408,093 | ▲1.3 | 16,166 | ▲7.1 |
| 平.30.1 | 385 | ▲7.9 | 11,114 | ▲6.8 | 33,979 | 3.4 | 29,022 | 2.2 | 964 | ▲8.3 |
| 2 | 419 | ▲0.2 | 11,210 | 0.9 | 38,357 | ▲1.5 | 32,687 | ▲2.4 | 1,127 | ▲24.4 |
| 3 | 492 | 4.5 | 14,367 | ▲0.5 | 42,356 | ▲1.5 | 36,317 | ▲2.3 | 1,193 | ▲26.6 |
| 4 | 445 | ▲1.1 | 13,209 | ▲3.9 | 41,562 | ▲2.6 | 36,096 | ▲1.4 | 1,154 | ▲28.1 |
| 5 | 433 | 18.6 | 12,853 | 7.3 | 36,423 | 2.6 | 31,250 | 2.9 | 1,046 | ▲27.5 |
| 6 | 393 | ▲4.4 | 12,914 | 3.6 | 37,414 | ▲2.3 | 32,097 | ▲3.6 | 1,302 | 8.4 |
| 7 | 373 | ▲9.2 | 13,389 | 2.8 | 35,837 | 4.8 | 30,154 | 2.1 | 1,482 | 30.5 |
| 8 | 309 | 2.3 | 11,894 | ▲0.6 | 37,478 | 3.0 | 32,193 | 3.6 | 1,405 | 15.6 |
| 9 | 310 | ▲6.1 | 12,448 | ▲5.6 | 39,197 | ▲4.4 | 33,392 | ▲4.6 | 1,553 | ▲5.7 |
| 10 | 528 | ▲16.2 | 12,957 | ▲1.0 | 44,907 | 1.1 | 38,100 | 1.2 | 1,619 | 0.5 |
| 11 | 708 | ▲17.6 | 12,757 | 3.7 | 45,078 | ▲0.1 | 38,318 | ▲0.3 | 1,608 | ▲3.5 |
| 12 | 662 | ▲15.8 | 13,772 | 7.5 | 45,480 | ▲8.4 | 38,467 | ▲9.4 | 1,713 | 0.3 |
| 平.31.1 | 426 | 10.6 | 12,503 | 12.5 | 36,290 | 6.8 | 30,937 | 6.6 | 1,125 | 16.7 |
| 2 | 416 | ▲0.7 | 11,725 | 4.6 | 36,980 | ▲3.6 | 31,432 | ▲3.8 | 1,114 | ▲1.2 |
| 3 | | | | | | | | | | |
| 4 | | | | | | | | | | |
| 5 | | | | | | | | | | |
| 6 | | | | | | | | | | |
| 7 | | | | | | | | | | |
| 8 | | | | | | | | | | |
| 9 | | | | | | | | | | |
| 10 | | | | | | | | | | |
| 11 | | | | | | | | | | |
| 12 | | | | | | | | | | |
| 2月計 | 842 | 4.7 | 24,228 | 8.5 | 73,270 | 1.3 | 62,369 | 1.1 | 2,239 | 7.1 |

(注8)マカロニ類：製品重量に1.04を乗じた小麦粉使用量である。

単位 { 生産量：t、kl
増減率：%

| 調味料(つづき) | | | | | | | | | | 区 分 |
|----------|-------|--------|-------|---------|------|---------|-------|---------|-------|--------|
| 味噌(つづき) | | | | しょうゆ等 | | | | | | |
| 豆みそ | | 調合みそ | | しょうゆ | | しょうゆ加工品 | | めん類等用つゆ | | 年 月 |
| | 増減率 | | 増減率 | | 増減率 | | 増減率 | | 増減率 | |
| t | % | t | % | kl | % | kl | % | kl | % | |
| 22,650 | ▲10.3 | 31,393 | ▲5.0 | 807,060 | ▲2.3 | 61,243 | 0.1 | 165,833 | ▲0.5 | 24 |
| 23,389 | 3.3 | 28,268 | ▲10.0 | 793,364 | ▲1.7 | 58,237 | ▲4.9 | 168,873 | 1.8 | 25 |
| 23,246 | ▲0.6 | 27,358 | ▲3.2 | 790,166 | ▲0.4 | 61,443 | 5.5 | 169,986 | 0.7 | 26 |
| 23,730 | 2.1 | 26,308 | ▲3.8 | 780,411 | ▲1.2 | 61,083 | ▲0.6 | 165,396 | ▲2.7 | 27 |
| 23,113 | ▲2.6 | 25,675 | ▲2.4 | 776,408 | ▲0.5 | 63,365 | 3.7 | 171,289 | 3.6 | 28 |
| 24,869 | 7.6 | 26,285 | 2.4 | 768,766 | ▲1.0 | 60,827 | ▲4.0 | 174,421 | 1.8 | 29 |
| 25,326 | 1.8 | 28,483 | 8.4 | 757,237 | ▲1.5 | 62,275 | 2.4 | 171,376 | ▲1.7 | 30 |
| 1,679 | 12.9 | 2,314 | 19.8 | 48,515 | ▲2.5 | 3,949 | ▲5.9 | 8,552 | ▲12.0 | 平.30.1 |
| 2,108 | 11.9 | 2,435 | 18.1 | 54,136 | ▲2.1 | 4,389 | 3.7 | 10,462 | ▲9.0 | 2 |
| 2,319 | 10.5 | 2,527 | 18.9 | 66,345 | ▲3.1 | 4,849 | 5.6 | 15,796 | 0.2 | 3 |
| 1,922 | ▲9.8 | 2,390 | 3.5 | 65,952 | 0.7 | 4,620 | ▲14.0 | 16,588 | ▲0.5 | 4 |
| 1,732 | 6.0 | 2,395 | 17.6 | 61,070 | 0.8 | 4,248 | 1.0 | 17,828 | 25.2 | 5 |
| 1,741 | ▲5.7 | 2,274 | 16.9 | 63,333 | ▲5.1 | 4,499 | ▲2.8 | 18,114 | ▲1.9 | 6 |
| 2,003 | 22.4 | 2,198 | 16.4 | 65,657 | 2.0 | 4,515 | ▲7.6 | 19,155 | 1.9 | 7 |
| 1,794 | ▲11.1 | 2,086 | 1.0 | 60,781 | ▲1.8 | 5,387 | 8.5 | 13,833 | ▲1.5 | 8 |
| 2,193 | ▲1.2 | 2,059 | ▲4.9 | 58,629 | ▲5.6 | 5,191 | ▲1.4 | 10,440 | ▲14.7 | 9 |
| 2,678 | ▲0.8 | 2,510 | 1.1 | 64,438 | 2.8 | 5,967 | 8.4 | 11,363 | ▲8.0 | 10 |
| 2,574 | 5.3 | 2,578 | 1.4 | 68,753 | ▲1.2 | 6,589 | 14.3 | 13,341 | 18.2 | 11 |
| 2,583 | ▲6.7 | 2,717 | ▲0.5 | 79,628 | ▲2.6 | 8,072 | 11.9 | 15,904 | 7.4 | 12 |
| 1,922 | 14.5 | 2,306 | ▲0.3 | 48,935 | 0.9 | 4,323 | 9.5 | 8,326 | ▲2.6 | 平.31.1 |
| 2,046 | ▲2.9 | 2,388 | ▲1.9 | | | | | | | 2 |
| | | | | | | | | | | 3 |
| | | | | | | | | | | 4 |
| | | | | | | | | | | 5 |
| | | | | | | | | | | 6 |
| | | | | | | | | | | 7 |
| | | | | | | | | | | 8 |
| | | | | | | | | | | 9 |
| | | | | | | | | | | 10 |
| | | | | | | | | | | 11 |
| | | | | | | | | | | 12 |
| 3,968 | 4.8 | 4,694 | ▲1.2 | | | | | | | 2月計 |

(注9)しょうゆ等については、日本醤油協会調べ。

| 区 分 年月 | 調味料(つづき) | | コーヒー・茶系飲料 | | | | | | | |
|-----------|------------|------|-----------|-------|-----------|-------|-----------|------|-----------|------|
| | しょうゆ等(つづき) | | 容器別 | | | | 品目別 | | | |
| | たれ類 | | 缶・びん詰 | | PETボトル | | コーヒー飲料等 | | | |
| | kl | 増減率 | kl | 増減率 | kl | 増減率 | kl | 増減率 | kl | 増減率 |
| 24 | 63,882 | 1.3 | 8,381,900 | 2.8 | 3,167,848 | ▲3.7 | 5,214,051 | 7.1 | 2,950,100 | 1.7 |
| 25 | 65,893 | 3.1 | 8,445,600 | 0.8 | 3,052,412 | ▲3.6 | 5,393,188 | 3.4 | 2,952,400 | 0.1 |
| 26 | 64,899 | ▲1.5 | 8,459,400 | 0.2 | 3,243,071 | 6.2 | 5,216,329 | ▲3.3 | 2,976,900 | 0.8 |
| 27 | 64,856 | ▲0.1 | 8,714,400 | 3.0 | 2,914,354 | ▲10.1 | 5,800,046 | 11.2 | 2,978,200 | 0.0 |
| 28 | 71,242 | 9.8 | 9,173,000 | 5.3 | 2,933,368 | 0.7 | 6,239,632 | 7.6 | 3,051,102 | 2.4 |
| 29 | 72,318 | 1.5 | 9,518,800 | 3.8 | 2,997,158 | 2.2 | 6,521,642 | 4.5 | 3,137,702 | 2.8 |
| 30 | 74,015 | 2.3 | 9,876,300 | 3.8 | 2,937,534 | ▲2.0 | 6,938,766 | 6.4 | 3,284,000 | 4.7 |
| 平.30.1 | 4,674 | 13.9 | 653,078 | 103.7 | 231,023 | ▲0.3 | 422,054 | 6.1 | 216,702 | 2.3 |
| 2 | 5,416 | 9.4 | 646,879 | 104.1 | 251,346 | 9.3 | 395,534 | 1.0 | 252,295 | 14.0 |
| 3 | 6,118 | ▲1.7 | 737,205 | 104.7 | 243,649 | 0.6 | 493,557 | 6.8 | 274,167 | 6.1 |
| 4 | 6,816 | 3.0 | 952,910 | 101.5 | 243,373 | ▲8.1 | 709,537 | 5.3 | 306,567 | 4.0 |
| 5 | 5,671 | ▲5.8 | 928,831 | 105.5 | 239,973 | ▲3.5 | 688,858 | 9.1 | 296,466 | 8.8 |
| 6 | 6,069 | ▲5.1 | 980,357 | 103.4 | 251,550 | ▲5.7 | 728,807 | 7.0 | 316,035 | 4.3 |
| 7 | 6,316 | ▲7.0 | 981,801 | 105.2 | 231,284 | ▲5.3 | 750,517 | 8.9 | 301,749 | 3.3 |
| 8 | 6,292 | ▲1.3 | 954,191 | 106.9 | 255,631 | ▲2.0 | 698,560 | 10.6 | 291,269 | 7.6 |
| 9 | 5,546 | ▲3.3 | 809,915 | 102.1 | 230,971 | ▲6.6 | 578,945 | 6.0 | 248,780 | ▲3.1 |
| 10 | 6,676 | 17.3 | 747,267 | 99.5 | 247,331 | ▲2.2 | 499,937 | 0.4 | 247,507 | ▲1.0 |
| 11 | 6,632 | 6.8 | 750,310 | 103.7 | 275,356 | 4.5 | 474,955 | 3.3 | 271,321 | 8.4 |
| 12 | 7,789 | 8.1 | 733,555 | 104.3 | 236,049 | ▲3.4 | 497,506 | 8.4 | 261,142 | 2.0 |
| 平.31.1 | 5,227 | 11.8 | 645,328 | 7.8 | 196,941 | ▲2.2 | 448,387 | 12.9 | 249,968 | 10.2 |
| 2 | | | 681,257 | 5.3 | 210,085 | ▲16.4 | 471,172 | 19.1 | 270,355 | 7.2 |
| 3 | | | | | | | | | | |
| 4 | | | | | | | | | | |
| 5 | | | | | | | | | | |
| 6 | | | | | | | | | | |
| 7 | | | | | | | | | | |
| 8 | | | | | | | | | | |
| 9 | | | | | | | | | | |
| 10 | | | | | | | | | | |
| 11 | | | | | | | | | | |
| 12 | | | | | | | | | | |
| 2月計 | | | 1,326,585 | 2.0 | 407,026 | ▲15.6 | 919,559 | 12.5 | 520,323 | 10.9 |

単位 { 生産量 : t、kl
増減率 : %

| コーヒー・茶系飲料(つづき) | | | | | | | | | | 区 分 |
|----------------|-------|-----------|------|---------|-------|-----------|------|-----------|-------|--------|
| 品目別(つづき) | | | | | | | | | | |
| 紅茶飲料 | | 緑茶飲料 | | ウーロン茶飲料 | | 麦茶飲料 | | その他茶系飲料 | | 年 月 |
| kl | 増減率 | kl | 増減率 | kl | 増減率 | kl | 増減率 | kl | 増減率 | |
| 1,095,800 | ▲2.5 | 2,310,100 | 3.7 | 742,800 | ▲2.0 | 355,400 | 19.9 | 927,700 | 9.2 | 平. 24 |
| 1,014,200 | ▲7.4 | 2,436,900 | 5.5 | 711,600 | ▲4.2 | 424,500 | 19.4 | 906,000 | ▲2.3 | 25 |
| 960,800 | ▲5.3 | 2,463,501 | 1.1 | 648,201 | ▲8.9 | 540,200 | 27.3 | 869,800 | ▲4.0 | 26 |
| 955,500 | ▲0.6 | 2,611,700 | 6.0 | 676,000 | 4.3 | 644,300 | 19.3 | 848,700 | ▲2.4 | 27 |
| 963,300 | 0.8 | 2,793,000 | 6.9 | 632,799 | ▲6.4 | 759,601 | 17.9 | 973,200 | 14.7 | 28 |
| 1,040,900 | 8.1 | 2,875,100 | 2.9 | 623,200 | ▲1.5 | 823,700 | 8.4 | 1,018,200 | 4.6 | 29 |
| 1,045,900 | 0.5 | 2,960,900 | 3.0 | 576,200 | ▲7.5 | 1,023,700 | 24.3 | 985,600 | ▲3.2 | 30 |
| 80,774 | ▲10.5 | 200,233 | 14.2 | 48,643 | 5.1 | 46,101 | 27.3 | 60,625 | ▲12.9 | 平.30.1 |
| 73,062 | 4.0 | 175,790 | ▲7.7 | 39,344 | ▲12.1 | 47,662 | 38.9 | 58,726 | ▲3.0 | 2 |
| 73,504 | ▲2.9 | 227,550 | 4.7 | 40,526 | ▲8.8 | 50,838 | 35.1 | 70,621 | 0.2 | 3 |
| 93,238 | ▲8.9 | 295,269 | 0.5 | 62,347 | ▲0.7 | 92,400 | 32.9 | 103,089 | ▲10.9 | 4 |
| 92,353 | 4.9 | 295,149 | 4.9 | 57,514 | ▲13.2 | 102,603 | 21.7 | 84,746 | ▲3.2 | 5 |
| 96,440 | 3.1 | 313,870 | 1.5 | 55,609 | 0.7 | 108,254 | 20.4 | 90,149 | ▲6.9 | 6 |
| 75,894 | ▲0.6 | 299,935 | 5.0 | 46,469 | ▲16.7 | 160,045 | 22.1 | 97,710 | 5.8 | 7 |
| 79,348 | 5.6 | 286,557 | 6.9 | 54,297 | ▲14.3 | 137,931 | 26.6 | 104,788 | ▲1.5 | 8 |
| 88,764 | 10.3 | 232,975 | 3.3 | 45,723 | ▲9.0 | 102,544 | 17.6 | 91,129 | ▲2.2 | 9 |
| 99,297 | 1.5 | 214,547 | ▲3.7 | 43,352 | ▲1.0 | 64,184 | 21.2 | 78,379 | ▲5.8 | 10 |
| 97,967 | ▲0.7 | 205,158 | 1.1 | 44,345 | ▲1.9 | 59,995 | 19.6 | 71,524 | ▲6.1 | 11 |
| 95,258 | 3.2 | 213,867 | 5.8 | 38,032 | ▲15.8 | 51,144 | 23.6 | 74,113 | 11.9 | 12 |
| 66,415 | 4.9 | 168,818 | 9.5 | 47,362 | ▲10.0 | 48,285 | 13.8 | 64,479 | 9.3 | 平.31.1 |
| 67,267 | ▲7.9 | 189,627 | 7.9 | 42,905 | 9.1 | 52,087 | 9.3 | 59,016 | 0.5 | 2 |
| | | | | | | | | | | 3 |
| | | | | | | | | | | 4 |
| | | | | | | | | | | 5 |
| | | | | | | | | | | 6 |
| | | | | | | | | | | 7 |
| | | | | | | | | | | 8 |
| | | | | | | | | | | 9 |
| | | | | | | | | | | 10 |
| | | | | | | | | | | 11 |
| | | | | | | | | | | 12 |
| 133,682 | ▲13.1 | 358,445 | ▲4.7 | 90,267 | 2.6 | 100,372 | 7.0 | 123,495 | 3.5 | 2月計 |

| 区分 年月 | 菓子 | | | | | | | | | |
|----------|---------|------|--------|------|---------|------|---------|------|--------|-------|
| | 米菓 | | | | | | ビスケット | | | |
| | | | あられ | | せんべい | | | | ハード系 | |
| | t | 増減率 | t | 増減率 | t | 増減率 | t | 増減率 | t | 増減率 |
| 平.24 | 224,755 | ▲1.2 | 96,676 | ▲3.5 | 128,079 | 0.6 | 239,499 | ▲1.4 | 46,185 | ▲2.7 |
| 25 | 216,524 | ▲3.7 | 91,471 | ▲5.4 | 125,053 | ▲2.4 | 236,552 | ▲1.2 | 40,817 | ▲11.6 |
| 26 | 216,676 | 0.1 | 93,228 | 1.9 | 123,448 | ▲1.3 | 244,383 | 3.3 | 42,744 | 4.7 |
| 27 | 220,350 | 1.7 | 94,995 | 1.9 | 125,355 | 1.5 | 258,919 | 5.9 | 43,186 | 1.0 |
| 28 | 217,687 | ▲1.2 | 92,310 | ▲2.8 | 125,377 | 0.0 | 257,579 | ▲0.5 | 41,713 | ▲3.4 |
| 29 | 222,868 | 2.4 | 92,200 | ▲0.1 | 130,668 | 4.2 | 251,959 | ▲2.2 | 40,776 | ▲2.2 |
| 30 | 221,481 | ▲0.6 | 93,504 | 1.4 | 127,977 | ▲2.1 | 259,395 | 3.0 | 41,624 | 2.1 |
| 平.30.1 | 16,728 | ▲0.4 | 7,101 | 4.0 | 9,627 | ▲3.3 | 20,050 | 11.4 | 3,167 | 5.6 |
| 2 | 18,671 | 1.5 | 7,830 | 3.7 | 10,841 | 0.1 | 21,858 | 3.7 | 3,268 | ▲2.2 |
| 3 | 20,954 | ▲0.1 | 8,825 | 2.0 | 12,129 | ▲1.5 | 25,257 | 5.3 | 3,954 | 2.8 |
| 4 | 18,804 | ▲4.7 | 7,716 | ▲1.8 | 11,088 | ▲6.6 | 21,835 | ▲1.5 | 3,465 | ▲13.4 |
| 5 | 17,664 | ▲2.8 | 7,162 | ▲3.5 | 10,502 | ▲2.3 | 20,539 | 6.8 | 3,092 | ▲7.8 |
| 6 | 17,932 | ▲5.1 | 7,464 | ▲3.0 | 10,468 | ▲6.5 | 19,694 | ▲2.6 | 3,417 | ▲2.3 |
| 7 | 17,818 | 1.4 | 7,655 | 3.1 | 10,163 | 0.2 | 20,310 | 6.3 | 3,234 | 5.5 |
| 8 | 16,786 | 4.0 | 6,974 | 4.7 | 9,812 | 3.5 | 20,400 | 7.3 | 3,194 | 9.8 |
| 9 | 17,391 | ▲2.3 | 7,349 | 0.7 | 10,042 | ▲4.5 | 20,592 | 0.9 | 3,408 | 9.5 |
| 10 | 18,126 | 4.1 | 7,548 | 4.3 | 10,578 | 4.0 | 23,275 | 6.4 | 3,833 | 9.7 |
| 11 | 19,919 | 0.5 | 8,643 | 3.3 | 11,276 | ▲1.6 | 23,051 | ▲1.8 | 4,129 | 15.0 |
| 12 | 20,688 | ▲2.4 | 9,237 | 0.3 | 11,451 | ▲4.4 | 22,534 | ▲3.7 | 3,463 | ▲2.9 |
| 平.31.1 | 16,848 | 0.7 | 6,895 | ▲2.9 | 9,953 | 3.4 | 18,219 | ▲9.1 | 3,022 | ▲4.6 |
| 2 | 18,258 | ▲2.2 | 7,492 | ▲4.3 | 10,766 | ▲0.7 | 20,624 | ▲5.6 | 3,435 | 5.1 |
| 3 | | | | | | | | | | |
| 4 | | | | | | | | | | |
| 5 | | | | | | | | | | |
| 6 | | | | | | | | | | |
| 7 | | | | | | | | | | |
| 8 | | | | | | | | | | |
| 9 | | | | | | | | | | |
| 10 | | | | | | | | | | |
| 11 | | | | | | | | | | |
| 12 | | | | | | | | | | |
| 2月計 | 35,106 | ▲0.8 | 14,387 | ▲3.6 | 20,719 | 1.2 | 38,843 | ▲7.3 | 6,457 | 0.3 |

単位 { 生産量 : t
増減率 : %

| 菓子(つづき) | | | | | | | | 調理食品類 | | 区 分 |
|-------------------|-------|--------|-------|-------|-------|---------|------|---------|------|--------|
| ビスケット(つづき) | | | | | | | | 加工米飯 | | |
| ソフト系 (クッキーを含む) | | クラッカー系 | | 乾パン | | パイ加工その他 | | | | 年 月 |
| t | 増減率 | t | 増減率 | t | 増減率 | t | 増減率 | t | 増減率 | |
| 80,659 | 0.5 | 17,551 | ▲5.0 | 3,195 | ▲1.9 | 91,909 | ▲1.5 | 287,781 | 9.0 | 平. 24 |
| 81,043 | 0.5 | 18,636 | 6.2 | 2,702 | ▲15.4 | 93,354 | 1.6 | 324,230 | 12.7 | 25 |
| 79,468 | ▲1.9 | 19,459 | 4.4 | 2,692 | ▲0.4 | 100,020 | 7.1 | 340,660 | 5.1 | 26 |
| 87,752 | 10.4 | 19,763 | 1.6 | 2,696 | 0.1 | 105,522 | 5.5 | 349,424 | 2.6 | 27 |
| 84,712 | ▲3.5 | 18,464 | ▲6.6 | 3,719 | 37.9 | 108,971 | 3.3 | 346,708 | ▲0.8 | 28 |
| 82,348 | ▲2.8 | 13,821 | ▲25.1 | 3,200 | ▲14.0 | 111,814 | 2.6 | 373,142 | 7.6 | 29 |
| 88,111 | 7.0 | 8,385 | ▲39.3 | 3,064 | ▲4.3 | 118,211 | 5.7 | 390,170 | 4.6 | 30 |
| 6,584 | 21.7 | 677 | ▲25.7 | 255 | ▲9.3 | 9,367 | 11.5 | 28,186 | 4.6 | 平.30.1 |
| 7,864 | 20.9 | 681 | ▲41.4 | 275 | ▲10.1 | 9,770 | 0.1 | 29,401 | 2.0 | 2 |
| 9,023 | 12.3 | 744 | ▲38.3 | 298 | ▲24.6 | 11,238 | 7.1 | 33,387 | 5.6 | 3 |
| 7,506 | ▲1.3 | 722 | ▲39.8 | 234 | ▲16.1 | 9,908 | 9.0 | 32,915 | 8.3 | 4 |
| 7,515 | 16.6 | 772 | ▲34.1 | 208 | ▲13.3 | 8,952 | 11.7 | 29,325 | 7.8 | 5 |
| 7,007 | 4.4 | 707 | ▲41.4 | 249 | ▲3.1 | 8,314 | ▲2.8 | 33,006 | 13.7 | 6 |
| 7,287 | 12.4 | 665 | ▲39.9 | 259 | ▲5.5 | 8,865 | 8.4 | 32,624 | 0.6 | 7 |
| 6,785 | 1.5 | 689 | ▲29.2 | 255 | ▲2.3 | 9,477 | 15.9 | 32,601 | 10.1 | 8 |
| 6,927 | 1.4 | 581 | ▲41.4 | 256 | 19.1 | 9,420 | 1.7 | 33,117 | ▲1.2 | 9 |
| 7,388 | 8.2 | 663 | ▲41.4 | 265 | 15.2 | 11,126 | 9.2 | 35,020 | 4.9 | 10 |
| 6,865 | ▲5.7 | 703 | ▲50.9 | 250 | 11.1 | 11,104 | 1.5 | 35,273 | 2.8 | 11 |
| 7,360 | ▲2.2 | 781 | ▲41.3 | 260 | 9.7 | 10,670 | ▲0.7 | 35,315 | ▲1.5 | 12 |
| 5,939 | ▲9.8 | 514 | ▲24.1 | 230 | ▲9.8 | 8,514 | ▲9.1 | 30,476 | 8.1 | 平.31.1 |
| 6,839 | ▲13.0 | 668 | ▲1.9 | 287 | 4.4 | 9,395 | ▲3.8 | 31,570 | 7.4 | 2 |
| | | | | | | | | | | 3 |
| | | | | | | | | | | 4 |
| | | | | | | | | | | 5 |
| | | | | | | | | | | 6 |
| | | | | | | | | | | 7 |
| | | | | | | | | | | 8 |
| | | | | | | | | | | 9 |
| | | | | | | | | | | 10 |
| | | | | | | | | | | 11 |
| | | | | | | | | | | 12 |
| 12,778 | ▲11.6 | 1,182 | ▲13.0 | 517 | ▲2.5 | 17,909 | ▲6.4 | 62,046 | 7.7 | 2月計 |

| 区分 年月 | 調理食品類(つづき) | | | | | | | | | |
|----------|------------|-------|---------|------|---------|-------|-------|-------|-------|-------|
| | 加工米飯(つづき) | | | | | | | | | |
| | レトルト米飯 | | 無菌包装米飯 | | 冷凍米飯 | | チルド米飯 | | 缶詰米飯 | |
| | 増減率 | 増減率 | 増減率 | 増減率 | 増減率 | 増減率 | 増減率 | 増減率 | 増減率 | |
| | t | % | t | % | t | % | t | % | t | % |
| 平.24 | 25,356 | ▲5.4 | 116,999 | 6.2 | 134,574 | 14.9 | 4,232 | 19.0 | 826 | ▲19.8 |
| 25 | 30,601 | 20.7 | 127,749 | 9.2 | 155,609 | 15.6 | 5,100 | 20.5 | 1,048 | 26.9 |
| 26 | 33,270 | 8.7 | 136,092 | 6.5 | 160,038 | 2.8 | 5,361 | 5.1 | 1,212 | 15.6 |
| 27 | 30,685 | ▲7.8 | 136,886 | 0.6 | 171,501 | 7.2 | 4,765 | ▲11.1 | 1,094 | ▲9.7 |
| 28 | 27,856 | ▲9.2 | 145,326 | 6.2 | 163,017 | ▲4.9 | 4,916 | 3.2 | 543 | ▲50.4 |
| 29 | 27,807 | ▲0.2 | 161,068 | 10.8 | 174,025 | 6.8 | 4,832 | ▲1.7 | 526 | ▲3.1 |
| 30 | 28,163 | 1.3 | 170,218 | 5.7 | 181,559 | 4.3 | 4,845 | 0.3 | 553 | 5.1 |
| 平.30.1 | 1,698 | ▲7.0 | 13,008 | 8.5 | 12,447 | 2.5 | 390 | 9.9 | 46 | ▲4.2 |
| 2 | 2,205 | 17.5 | 12,905 | ▲0.6 | 13,409 | 3.4 | 331 | ▲12.0 | 49 | 0.0 |
| 3 | 2,578 | 11.6 | 14,435 | ▲0.5 | 15,618 | 11.7 | 397 | ▲5.9 | 44 | ▲8.3 |
| 4 | 2,235 | ▲5.6 | 14,318 | 0.3 | 15,659 | 20.3 | 416 | ▲6.7 | 44 | 12.8 |
| 5 | 1,710 | ▲7.2 | 12,521 | 6.8 | 14,440 | 11.2 | 331 | ▲5.4 | 43 | 16.2 |
| 6 | 2,049 | 11.7 | 14,040 | 11.9 | 16,283 | 16.6 | 318 | 5.3 | 42 | ▲8.7 |
| 7 | 2,134 | 4.4 | 14,263 | 14.9 | 15,378 | ▲10.2 | 426 | ▲5.1 | 57 | 29.5 |
| 8 | 2,385 | 8.1 | 14,475 | 11.0 | 14,963 | 10.7 | 385 | ▲9.0 | 46 | 27.8 |
| 9 | 2,156 | 2.4 | 14,367 | 3.4 | 15,735 | ▲5.5 | 448 | 3.2 | 40 | 14.3 |
| 10 | 2,627 | 9.9 | 14,946 | 7.1 | 16,445 | 2.0 | 434 | 7.7 | 44 | ▲12.0 |
| 11 | 2,749 | ▲0.8 | 15,545 | 8.4 | 15,964 | ▲1.8 | 456 | 13.2 | 40 | ▲16.7 |
| 12 | 3,637 | ▲14.1 | 15,395 | ▲0.1 | 15,218 | ▲0.5 | 513 | 9.4 | 58 | 26.1 |
| 平.31.1 | 1,585 | ▲6.7 | 13,904 | 6.9 | 13,901 | 11.7 | 371 | ▲4.9 | 51 | 10.9 |
| 2 | 1,998 | ▲9.4 | 13,845 | 7.3 | 14,729 | 9.8 | 344 | 3.9 | 59 | 20.4 |
| 3 | | | | | | | | | | |
| 4 | | | | | | | | | | |
| 5 | | | | | | | | | | |
| 6 | | | | | | | | | | |
| 7 | | | | | | | | | | |
| 8 | | | | | | | | | | |
| 9 | | | | | | | | | | |
| 10 | | | | | | | | | | |
| 11 | | | | | | | | | | |
| 12 | | | | | | | | | | |
| 2月計 | 3,583 | ▲8.2 | 27,749 | 7.1 | 28,630 | 10.7 | 715 | ▲0.8 | 110 | 15.8 |

単位 { 生産量 : t
増減率 : %

| 調理食品類(つづき) | | | | 区 分 |
|------------|-------|--------|------|--------|
| 加工米飯(つづき) | | 包装もち | | |
| 乾燥米飯 | | | | 年 月 |
| t | 増減率 | t | 増減率 | |
| t | % | t | % | |
| 5,794 | 7.2 | 57,970 | ▲2.2 | 平. 24 |
| 4,124 | ▲28.8 | 57,969 | ▲0.0 | 25 |
| 4,687 | 13.7 | 58,660 | 1.2 | 26 |
| 4,493 | ▲4.1 | 58,950 | 0.5 | 27 |
| 5,050 | 12.4 | 63,096 | 7.0 | 28 |
| 4,884 | ▲3.3 | 58,653 | ▲7.0 | 29 |
| 4,832 | ▲1.1 | 60,156 | 2.6 | 30 |
| 597 | 1.5 | 2,516 | ▲3.9 | 平.30.1 |
| 502 | ▲8.9 | 2,895 | 6.4 | 2 |
| 315 | ▲7.9 | 3,853 | 16.3 | 3 |
| 243 | ▲4.7 | 2,887 | 0.9 | 4 |
| 280 | 7.3 | 3,640 | 2.4 | 5 |
| 274 | ▲18.0 | 4,242 | 1.5 | 6 |
| 366 | ▲1.1 | 4,552 | 2.1 | 7 |
| 347 | ▲14.3 | 4,650 | ▲0.2 | 8 |
| 371 | ▲10.6 | 5,973 | ▲7.3 | 9 |
| 524 | 12.2 | 7,914 | 11.9 | 10 |
| 519 | 8.1 | 8,689 | 4.1 | 11 |
| 494 | 18.8 | 8,345 | ▲1.0 | 12 |
| 664 | 11.2 | 2,882 | 14.5 | 平.31.1 |
| 595 | 18.5 | 3,017 | 4.2 | 2 |
| | | | | 3 |
| | | | | 4 |
| | | | | 5 |
| | | | | 6 |
| | | | | 7 |
| | | | | 8 |
| | | | | 9 |
| | | | | 10 |
| | | | | 11 |
| | | | | 12 |
| 1,259 | 14.6 | 5,899 | 9.0 | 2月計 |

(注10)包装もちについては、全国餅工業協同組合調べ。

2 在庫量

単位:t、kl

| 区分 年月 | 畜産食料品 | | | | 水産食料品 | | | |
|----------|---------------|--------------|-------|-----|-----------|-------|--------|---|
| | はっ酵乳 (非乳業) | 乳酸菌飲料類(非乳業) | | | ちくわ・かまぼこ類 | | | |
| | | 乳製品 乳酸菌飲料 | 乳酸菌飲料 | | ちくわ | 板かまぼこ | 包装かまぼこ | |
| | kl | kl | kl | kl | t | t | t | t |
| 平.24 | 559 | 4,132 | 4,018 | 114 | 4,657 | 505 | 7 | 0 |
| 25 | 697 | 4,967 | 4,423 | 544 | 5,393 | 367 | 255 | 0 |
| 26 | 678 | 6,262 | 5,532 | 731 | 4,827 | 438 | 241 | 0 |
| 27 | 1,433 | 6,328 | 5,683 | 646 | 6,832 | 505 | 269 | 0 |
| 28 | 1,424 | 5,420 | 5,044 | 376 | 5,341 | 442 | 329 | 0 |
| 29 | 987 | 6,942 | 6,485 | 457 | 4,406 | 486 | 259 | 0 |
| 30 | 979 | 5,875 | 5,510 | 365 | 4,246 | 431 | 287 | 0 |
| 平.30.1 | 1,512 | 6,456 | 5,945 | 511 | 4,774 | 589 | 218 | 0 |
| 2 | 1,605 | 6,127 | 5,636 | 491 | 4,489 | 425 | 223 | 0 |
| 3 | 1,702 | 6,512 | 5,998 | 514 | 4,788 | 488 | 315 | 0 |
| 4 | 1,374 | 5,665 | 5,085 | 580 | 4,615 | 505 | 232 | 0 |
| 5 | 1,283 | 6,353 | 5,950 | 403 | 4,960 | 606 | 233 | 0 |
| 6 | 1,690 | 5,772 | 5,443 | 329 | 5,430 | 603 | 403 | 0 |
| 7 | 1,707 | 5,313 | 4,889 | 424 | 5,821 | 480 | 446 | 0 |
| 8 | 1,534 | 6,436 | 5,924 | 512 | 5,661 | 468 | 472 | 0 |
| 9 | 1,738 | 6,125 | 5,726 | 399 | 5,663 | 506 | 492 | 0 |
| 10 | 1,691 | 5,645 | 5,221 | 424 | 6,018 | 506 | 451 | 0 |
| 11 | 1,475 | 6,004 | 5,517 | 487 | 6,378 | 613 | 492 | 0 |
| 12 | 979 | 5,875 | 5,510 | 365 | 4,246 | 431 | 287 | 0 |
| 平.31.1 | 1,196 | 5,759 | 5,323 | 436 | 4,211 | 464 | 280 | 0 |
| 2 | 1,287 | 5,318 | 5,134 | 184 | 4,562 | 546 | 238 | 0 |
| 3 | | | | | | | | |
| 4 | | | | | | | | |
| 5 | | | | | | | | |
| 6 | | | | | | | | |
| 7 | | | | | | | | |
| 8 | | | | | | | | |
| 9 | | | | | | | | |
| 10 | | | | | | | | |
| 11 | | | | | | | | |
| 12 | | | | | | | | |

| 区分 年月 | 水産食料品(つづき) | | | 乾燥野菜 | コーヒー・茶系飲料 | | | めん類 |
|----------|--------------|--------|--------------|-------|-----------|---------|----------------|--------|
| | ちくわ・蒲鉾類(つづき) | | | | 缶・びん詰 | PETボトル | 乾めん製品 月末在庫量 | |
| | なると・ はんぺん | あげかまぼこ | その他の かまぼこ | | | | | |
| t | t | t | t | kl | kl | kl | t | |
| 平. 24 | 306 | 2,107 | 1,731 | 2,001 | 331,193 | 162,694 | 168,499 | 14,249 |
| 25 | 412 | 2,122 | 2,237 | 899 | 349,739 | 163,020 | 186,718 | 17,100 |
| 26 | 327 | 1,874 | 1,946 | 1,804 | 365,575 | 158,391 | 207,183 | 20,829 |
| 27 | 332 | 2,806 | 2,920 | 1,777 | 467,257 | 174,930 | 292,327 | 20,262 |
| 28 | 347 | 1,825 | 2,399 | 892 | 547,575 | 169,591 | 377,984 | 19,352 |
| 29 | 179 | 1,336 | 2,146 | 1,784 | 682,419 | 153,602 | 528,817 | 17,919 |
| 30 | 345 | 1,541 | 1,642 | 1,783 | 697,824 | 145,830 | 551,994 | 17,062 |
| 平.30.1 | 219 | 1,447 | 2,301 | 1,788 | 682,528 | 147,550 | 534,978 | 19,971 |
| 2 | 339 | 1,224 | 2,278 | 1,781 | 684,519 | 146,201 | 538,318 | 23,581 |
| 3 | 295 | 1,100 | 2,590 | 1,786 | 646,041 | 134,215 | 511,826 | 24,751 |
| 4 | 285 | 1,017 | 2,576 | 1,785 | 680,502 | 129,206 | 551,296 | 23,395 |
| 5 | 301 | 992 | 2,828 | 1,780 | 698,566 | 125,894 | 572,672 | 21,677 |
| 6 | 304 | 1,191 | 2,929 | 1,786 | 689,271 | 120,485 | 568,786 | 16,469 |
| 7 | 464 | 1,591 | 2,840 | 1,788 | 649,166 | 127,420 | 521,746 | 15,841 |
| 8 | 471 | 1,780 | 2,470 | 1,782 | 649,993 | 127,839 | 522,154 | 10,021 |
| 9 | 472 | 1,706 | 2,487 | 1,787 | 601,810 | 120,200 | 481,610 | 9,626 |
| 10 | 508 | 1,867 | 2,686 | 1,781 | 574,486 | 116,575 | 457,911 | 11,593 |
| 11 | 626 | 1,824 | 2,823 | 1,789 | 562,745 | 113,822 | 448,923 | 14,902 |
| 12 | 345 | 1,541 | 1,642 | 1,783 | 697,824 | 145,830 | 551,994 | 17,062 |
| 平.31.1 | 316 | 1,471 | 1,680 | 1,779 | 733,529 | 135,311 | 598,218 | 19,563 |
| 2 | 322 | 1,468 | 1,988 | 1,789 | 704,941 | 130,367 | 574,574 | 20,457 |
| 3 | | | | | | | | |
| 4 | | | | | | | | |
| 5 | | | | | | | | |
| 6 | | | | | | | | |
| 7 | | | | | | | | |
| 8 | | | | | | | | |
| 9 | | | | | | | | |
| 10 | | | | | | | | |
| 11 | | | | | | | | |
| 12 | | | | | | | | |

【利用者のために】

調査方法の概要

この調査は、農林水産省が、食品産業の動向を把握するため、調査の企画・立案から調査の実施・分析に係る業務を一体として一般社団法人食品需給研究センターに請け負わせて実施しているもので、本報告は、毎月調査している食品製造業8部門の品目別生産量の速報値です。

確報値は、速報値公表の3カ月後に公表される月報に掲載いたします。なお、「ちくわ・かまぼこ類」及び「コーヒー・茶系飲料」の1～12月の月次及び年次の確報値は、関係データを入手後、それぞれ以下の月報に掲載いたします。

◎ちくわ・かまぼこ類……翌年12月もしくは翌々年1月公表の月報

◎コーヒー・茶系飲料……翌年4月もしくは翌年5月公表の月報

- 調査時点……平成31年2月
- 調査方法……メールによる定点調査
- 調査対象企業・団体……食品製造業 計595社
- 集計方法……生産量：各品目における当月の全国生産量(A_1)を
調査対象企業の生産量(B_1)から推計
 $A_1 = \Sigma B_1 / \Sigma C_1 \times 100$ * C_1 ：各企業のシェアの合計
在庫量：各品目における当月の全国在庫量(A_2)を
調査対象企業の在庫量(B_2)から推計
 $A_2 = \Sigma B_2 / \Sigma C_2 \times 100$ * C_2 ：各企業のシェアの合計
- 表中記号……表中に使用した記号は以下のとおりです。
「-」：事実不詳又は調査を欠くもの
「▲」：負数又は減少したもの
「nc」：計算不能
- ラウンドの関係で合計と内訳が一致しない場合があります。

用語の定義

| | |
|--------|-----------|
| 前年並み | ±1%未満 |
| わずかに | ±1～3%未満 |
| やや | ±3～6%未満 |
| かなりの程度 | ±6～11%未満 |
| かなり大きく | ±11～16%未満 |
| 大幅に | ±16%以上 |

本調査結果は、下記のホームページからご覧いただけます。

一般社団法人食品需給研究センター 【<http://www.fmric.or.jp/stat/>】

発行日 平成31年4月15日発行

一般社団法人 食品需給研究センター

〒114-0024 東京都北区西ヶ原3-1-12

TEL : 03-5567-1991 FAX : 03-5567-1960

<http://www.fmric.or.jp>