

What is plant quarantine?

Delicious fruits or beautiful ornamental plants you bought as souvenirs from Japan.

If you bring in plants that do not meet the requirements of your destination country, it could have a major impact on the country's agriculture.



Plant quarantine prevent against the invasion and spread of pests. We need your cooperation to protect agriculture and greenery.

First, please consult us by phone

Depending on the requirements of your destination, it may take long time for disinfection and inspection during the cultivation period. We recommend that you check in advance with your local plant protection station.

Plant Protection Stations

Yokohama Plant Protection Station	045-211-7155
Nagoya Plant Protection Station	052-651-0114
Kobe Plant Protection Station	078-331-2384
Moji Plant Protection Station	093-280-4319
Naha Plant Protection Station	098-868-1679

Export Quarantine Counters

New Chitose Airport	International Passenger Terminal Building
Narita International Airport	Passenger Terminal 1 Passenger Terminal 2
Haneda Airport	Passenger Terminal 3
Chubu Centrair International Airport	Terminal 1
Kansai International Airport	Terminal 1
Fukuoka Airport	International Terminal Building

Endangered plants

International trade of endangered plants such as orchids, cacti, and cycads is regulated under the Washington Convention.

Ministry of Economy, Trade and Industry; Trade and Economic Cooperation Bureau; Trade Control Department; Office of Trade Licensing for Wild Animals and Plants
TEL : 03-3501-1723 FAX : 03-3501-0997



Seeds, seedlings and branches of legally registered varieties, etc.

You may not be able to take them overseas without an export license from the rights holder.

Ministry of Agriculture, Forestry and Fisheries; Food Industry Affairs Bureau; Intellectual Property Division TEL : 03-3502-8111




You may not be able to take that item out of Japan.

Tip : Taking out plants from Japan



Depending on the destination country, **export inspection may be required** when taking plants out of Japan.

Depending on the requirements of your destination country, you may not be able to take them out. Please check in advance whether your plants can be taken out of Japan.



Plant export route

Here are the requirements and procedures for taking plants overseas. Follow the quarantine rules and regulations and take your plants with you to your destination.

* Inspection may take some time. Please come early to allow sufficient time.

Start!

You plan to take plants with you to destination

Yes
No



!Check

When you checked the quarantine conditions of the destination country via the QR code link, the plants you have



Simple search information for travelers
Check if export is permitted by selecting a region from the list.



Export inspection required

No export inspection required

Exports are banned



Find the location for the inspection



List of locations of plant protection stations
Have plants inspected in advance at your nearest protection station!



Location of export quarantine counters
Check on the map to see where they are in the airport!

1. Application



Fill out the **export inspection application form**



2. Inspection



Results of export inspection


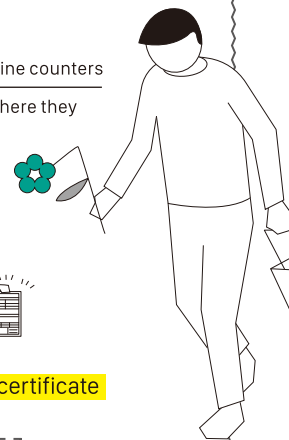
Passed!

Failed

3. Issue




Receive a **phytosanitary certificate**



Please proceed to check-in

Done!

Thank you.
Have a safe journey!



Rejected!

You cannot take them with you to your destination country

